



SC Annual School Report Card Summary

South Carolina Connections Academy
 SC Public Charter School District
 Grades: K-12 Enrollment: 2,794
 Principal: Allison R. Reaves
 Superintendent: Wayne Brazell, Ph.D.
 Board Chair: Don McLaurin

PERFORMANCE

Comprehensive detail, including definitions of ratings, performance criteria, and explanations of status, is available on www.ed.sc.gov and www.eoc.sc.gov as well as school and school district websites. Printed versions are available from school districts upon request.

YEAR	ABSOLUTE RATING	GROWTH RATING	PALMETTO GOLD AND SILVER AWARD		ESEA/FEDERAL ACCOUNTABILITY RATING SYSTEM	
			General Performance	Closing the Gap	ESEA Grade	Accountability Indicator
2012	Average	Average	TBD	TBD	C	N/A
2011	Average	Below Average	N/A	N/A	Not Met	CSI
2010	Average	Good	Silver	N/A	Not Met	NI

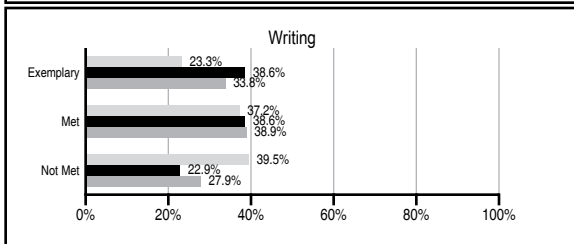
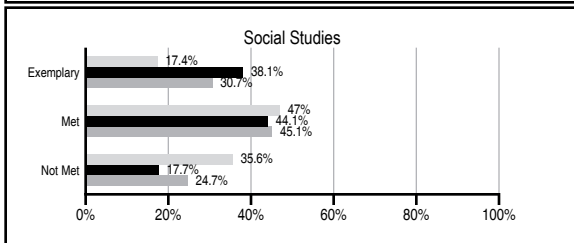
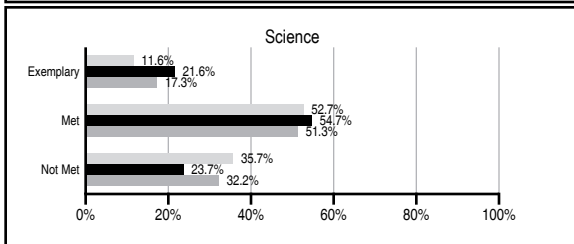
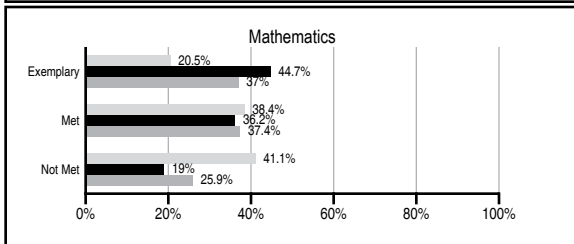
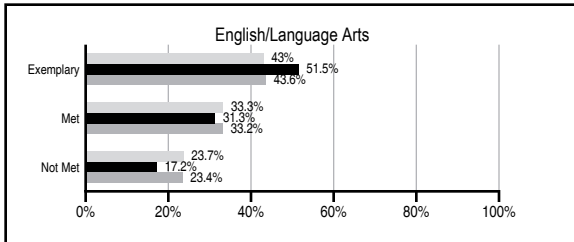
ABSOLUTE RATINGS OF ELEMENTARY SCHOOLS WITH STUDENTS LIKE OURS*

EXCELLENT	GOOD	AVERAGE	BELOW AVERAGE	AT-RISK
43	33	9	1	0

* Ratings are calculated with data available by 11/07/2012. Schools with Students Like Ours are Elementary Schools with Poverty Indices of no more than 5% above or below the index for this school.

PASS PERFORMANCE

Our School Elementary Schools with Students Like Ours Elementary schools statewide



NAEP PERFORMANCE*

* Performance reported for SC and nation, data not available at school level. Percentages at NAEP Achievement Levels.



SC PERFORMANCE VISION

By 2020 all students will graduate with the knowledge and skills necessary to compete successfully in the global economy, participate in a democratic society and contribute positively as members of families and communities.

Abbreviations Key

N/A Not Applicable N/AV Not Available N/C Not Collected N/R Not Reported I/S Insufficient Sample TBD To be determined

**South Carolina Connections Academy
[SC Public Charter School District]**

SCHOOL PROFILE

	Our School	Change from Last Year	Elementary Schools with Students Like Ours	Median Elementary School
Students (n=2,794)				
Retention rate	2.9%	Down from 4.6%	0.9%	1.0%
Attendance rate	98.3%	Up from 95.1%	96.8%	96.6%
Served by gifted and talented program	N/AV	N/AV	N/AV	N/AV
With disabilities other than speech	N/AV	N/AV	N/AV	N/AV
Older than usual for grade	N/AV	N/AV	N/AV	N/AV
Out-of-school suspensions or expulsions for violent and/or criminal offenses	0.0%	No Change	0.0%	0.0%
Teachers (n=74)				
Teachers with advanced degrees	51.4%	Up from 40.7%	64.3%	63.0%
Continuing contract teachers	N/AV	N/AV	N/AV	N/AV
Teachers returning from previous year	81.6%	N/A	89.3%	88.7%
Teacher attendance rate	96.0%	Down from 98.8%	95.0%	95.1%
Average teacher salary*	\$35,577	Up 5.9%	\$48,812	\$47,210
Classes not taught by highly qualified teachers	10.9%	Down from 16.8%	0.0%	0.0%
Professional development days/teacher	12.4 days	Up from 11.0 days	11.4 days	10.5 days
School				
Principal's years at school	3.0	Up from 2.0	5.0	4.0
Student-teacher ratio in core subjects	N/R	N/R	20.2 to 1	20.0 to 1
Prime instructional time	94.0%	Up from 93.9%	90.1%	90.5%
Opportunities in the arts	Good	Up from Poor	Good	Good
SACS accreditation	Yes	No Change	Yes	Yes
Parents attending conferences	100.0%	No Change	100.0%	100.0%
Character development program	Excellent	Up from Average	Excellent	Excellent
Dollars spent per pupil**	\$5,127	Down 12.9%	\$6,951	\$7,247
Percent of expenditures for instruction**	83.0%	Down from 87.0%	68.2%	68.2%
Percent of expenditures for teacher salaries**	52.6%	Up from 20.5%	66.4%	65.7%
ESEA composite index score	74.0	N/A	95.1	91.9

* Length of contract = 185+ days.

** Prior year audited financial data available.

EVALUATION RESULTS

	Teachers	Students*	Parents*
Number of surveys returned	66	46	129
Percent satisfied with learning environment	92.3%	97.7%	96.8%
Percent satisfied with social and physical environment	87.7%	91.9%	74.8%
Percent satisfied with school-home relations	90.9%	97.7%	90.6%

*Only students at the highest elementary school grade level at this school and their parents were included.

REPORT OF PRINCIPAL AND SCHOOL IMPROVEMENT COUNCIL

South Carolina Connections Academy (SCCA) is a pioneering, public virtual charter school that opened during the 2008-2009 school year as a member of the SC Public Charter School District. SCCA offers a premier online education to students in grades K-12 regardless of where they reside in the state. Our curriculum meets national and state standards while simultaneously meeting the personal needs of all of our students. Students progress through the program under the guidance of their Learning Coach (typically a parent or guardian) in conjunction with their highly qualified SC certified teachers. Regular interaction occurs via phone, e-mail, Field Trips and live web conferences. Student work is then submitted online for teacher review. Our user friendly Education Management System (EMS) includes: coursework, a daily planner, a grade book, attendance recorder, communication tools, a virtual library, message boards, and supplemental learning programs. The EMS provides all the necessary information, at your fingertips, to successfully learn anywhere there is an internet connection. This unique system sets us apart from all other virtual charter schools. SCCA offers advanced curriculum to Gifted and Talented students in grades 3 through 8 Science, Math, and Language Arts. These students participate in a Literature Study course using the Junior Great Books series. Teachers in our Special Education Department serve students according to Individualized Education Plans. Students requiring speech services participate in Virtual Speech sessions. Occupational Therapy, Physical Therapy, and Speech Services are also provided through contracted, certified providers. Our high school program includes approximately 1,025 students across the state. The selection of courses we offer is varied and challenging. Students are able to study Foreign Languages such as Mandarin Chinese, Latin, French, and Spanish. We also offer 20 Advanced Placement courses and a variety of college preparatory electives. Our graduation requirements are more rigorous than the state mandates. SCCA requires all students to successfully complete two years of foreign languages or humanities. In addition, a full year of health and a full year of American Government are required. In an effort to create a sense of community, various Field Trips and teacher created face-to-face learning experiences were planned statewide. These opportunities allowed students, parents, and teachers to interact and socialize. Over 90 opportunities were held during the 2011-2012 school year including museum, zoo and aquarium tours; environmental awareness activities; an arts festival featuring student work; academic hands on activities; a Field Day and Graduation.

Allison R. Reaves, M. ED., SCCA Executive Director
Kelly McNally, SIC Chair

Comprehensive detail, including definitions of ratings, performance criteria, and explanations of status, is available on www.ed.sc.gov and www.eoc.sc.gov as well as school and school district websites.

Printed versions are available from school districts upon request.

Abbreviations Key

N/A Not Applicable N/AV Not Available N/C Not Collected N/R Not Reported I/S Insufficient Sample TBD To be determined
NI Newly Identified CSI Continuing School Improvement CA Corrective Action RP Plan to Restructure R Restructure DELAY School Improvement Status HOLD School Improvement Status