



SC Annual School Report Card Summary

Old Pointe Elementary School
 York 3 - Rock Hill Schools
 Grades: PK-5 Enrollment: 569
 Principal: Dr. Tanya L Campbell
 Superintendent: Dr. Lynn P. Moody
 Board Chair: Bob Norwood

PERFORMANCE

Comprehensive detail, including definitions of ratings, performance criteria, and explanations of status, is available on www.ed.sc.gov and www.eoc.sc.gov as well as school and school district websites. Printed versions are available from school districts upon request.

YEAR	ABSOLUTE RATING	GROWTH RATING	PALMETTO GOLD AND SILVER AWARD		ESEA/FEDERAL ACCOUNTABILITY RATING SYSTEM	
			General Performance	Closing the Gap	ESEA Grade	Accountability Indicator
2012	Excellent	Excellent	TBD	TBD	A	N/A
2011	Average	Average	Silver	N/A	Not Met	N/A
2010	Good	Excellent	Gold	N/A	Met	N/A

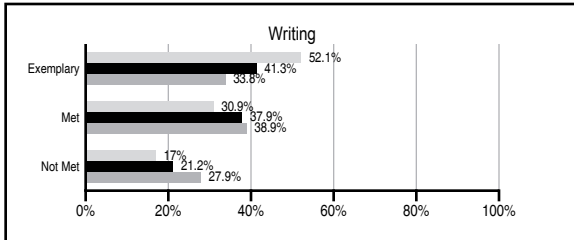
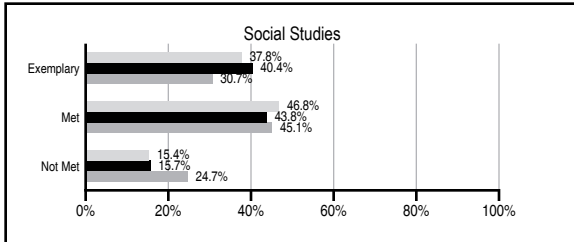
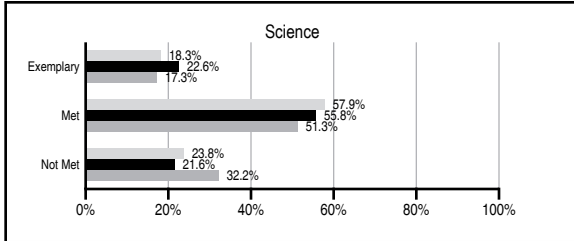
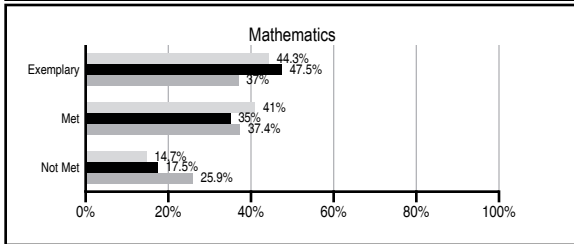
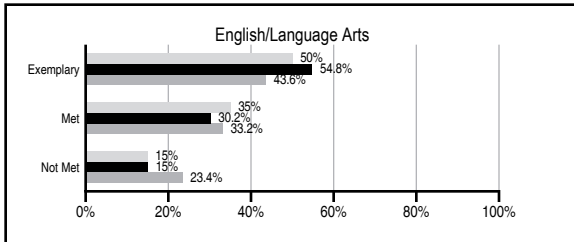
ABSOLUTE RATINGS OF ELEMENTARY SCHOOLS WITH STUDENTS LIKE OURS*

EXCELLENT	GOOD	AVERAGE	BELOW AVERAGE	AT-RISK
49	18	4	1	0

* Ratings are calculated with data available by 11/07/2012. Schools with Students Like Ours are Elementary Schools with Poverty Indices of no more than 5% above or below the index for this school.

PASS PERFORMANCE

Our School
 Elementary Schools with Students Like Ours
 Elementary schools statewide



NAEP PERFORMANCE*

* Performance reported for SC and nation, data not available at school level. Percentages at NAEP Achievement Levels.



SC PERFORMANCE VISION

By 2020 all students will graduate with the knowledge and skills necessary to compete successfully in the global economy, participate in a democratic society and contribute positively as members of families and communities.

Abbreviations Key

N/A Not Applicable N/AV Not Available N/C Not Collected N/R Not Reported I/S Insufficient Sample TBD To be determined

Old Pointe Elementary School [York 3 - Rock Hill]

SCHOOL PROFILE

	Our School	Change from Last Year	Elementary Schools with Students Like Ours	Median Elementary School
Students (n=569)				
Retention rate	0.4%	Down from 0.5%	0.8%	1.0%
Attendance rate	97.2%	Up from 96.8%	97.0%	96.6%
Served by gifted and talented program	N/AV	N/AV	N/AV	N/AV
With disabilities other than speech	N/AV	N/AV	N/AV	N/AV
Older than usual for grade	N/AV	N/AV	N/AV	N/AV
Out-of-school suspensions or expulsions for violent and/or criminal offenses	0.0%	No Change	0.0%	0.0%
Teachers (n=35)				
Teachers with advanced degrees	60.0%	Up from 58.8%	62.5%	63.0%
Continuing contract teachers	N/AV	N/AV	N/AV	N/AV
Teachers returning from previous year	87.3%	Down from 87.4%	90.1%	88.7%
Teacher attendance rate	95.1%	Down from 96.1%	95.1%	95.1%
Average teacher salary*	\$50,679	Up 6.4%	\$48,227	\$47,210
Classes not taught by highly qualified teachers	0.0%	No Change	0.0%	0.0%
Professional development days/teacher	9.5 days	Up from 7.4 days	9.9 days	10.5 days
School				
Principal's years at school	3.0	Up from 2.0	4.0	4.0
Student-teacher ratio in core subjects	21.2 to 1	Up from 21.0 to 1	20.9 to 1	20.0 to 1
Prime instructional time	90.7%	Down from 91.6%	91.3%	90.5%
Opportunities in the arts	Good	No Change	Good	Good
SACS accreditation	Yes	No Change	Yes	Yes
Parents attending conferences	100.0%	No Change	100.0%	100.0%
Character development program	Excellent	No Change	Excellent	Excellent
Dollars spent per pupil**	\$5,656	Down 0.3%	\$6,753	\$7,247
Percent of expenditures for instruction**	71.8%	Down from 72.3%	69.3%	68.2%
Percent of expenditures for teacher salaries**	71.0%	Down from 71.4%	67.5%	65.7%
ESEA composite index score	99.1	N/A	95.3	91.9

* Length of contract = 185+ days.

** Prior year audited financial data available.

EVALUATION RESULTS

	Teachers	Students*	Parents*
Number of surveys returned	33	88	67
Percent satisfied with learning environment	96.9%	96.6%	98.4%
Percent satisfied with social and physical environment	100.0%	96.5%	97.0%
Percent satisfied with school-home relations	93.9%	92.0%	93.8%

*Only students at the highest elementary school grade level at this school and their parents were included.

REPORT OF PRINCIPAL AND SCHOOL IMPROVEMENT COUNCIL

What a wonderful year of celebrations we have had at Old Pointe Elementary School! We were awarded the Palmetto Silver Award for Outstanding Student Academic Performance in 2011-12. We received over \$10,000 in grant awards from Lowes Toolbox for Education, PPG, Walmart, and the Rock Hill School District Foundation. Brenda Capps was selected as our Teacher of the Year. At Old Pointe, we strive daily to move every student to higher levels of learning. With our use of MAP data, Fountas and Pinnell, teacher observation, daily progress, and benchmark tests, we continually monitored each child, set and charted goals, and celebrated individual and school successes. Our students experienced differentiated instruction in classroom workstations across curriculum areas and hands-on experiences.

You will quickly see that students are at the forefront of everything we do. We believe in nurturing the whole child in addition to our rigorous academic programs. We recognize the importance of giving back and instilling the value of compassion for helping others with our students. We expect our students to take an active role in their school community and where they live. Students serve on various clubs and committees such as Safety Patrol, Green Team, Bus Patrol, Fellowship of Christian Athletes, and many others. Students learn responsibility for assisting with the inner workings of our school.

The success of any school requires the support of an active PTO, SIC, faithful volunteers, and generous business partners. Our PTO and SIC focused efforts to improve school grounds, decrease childhood obesity, advocacy, awareness, and enhance family involvement. This year's PTO sponsored many events and raised funds to purchase supplies and iPads for Teachers and Students. Our PTO applied and received a Lowe's Toolbox for Education grant award to update our school's entrance with new eco-friendly landscaping with a metal art sculpture. Our PTO hosted a Fun Run as this year's signature fundraiser that generated over \$10,000 and yielded many new community partnerships for our school. A very active School Improvement Council and Parent Teacher Organization, along with the faculty and staff, offer feedback in our ongoing self-evaluation and biannual update of the School Improvement Plan. The strategic goals of this plan are aligned with the school district goals and include increased student achievement, building a nurturing environment, engaging stakeholders, providing resources to support learning, ensuring a safe and healthy environment, and effective communication. As we prepare to celebrate our 10th year as a school, we look forward to continued success.

Comprehensive detail, including definitions of ratings, performance criteria, and explanations of status, is available on www.ed.sc.gov and www.eoc.sc.gov as well as school and school district websites.

Printed versions are available from school districts upon request.

Abbreviations Key

N/A Not Applicable N/AV Not Available N/C Not Collected N/R Not Reported I/S Insufficient Sample TBD To be determined

NI Newly Identified CSI Continuing School Improvement CA Corrective Action RP Plan to Restructure R Restructure DELAY School Improvement Status HOLD School Improvement Status