



# SC Annual School Report Card Summary

India Hook Elementary  
 York 3 - Rock Hill Schools  
 Grades: K-5 Enrollment: 564  
 Principal: Crystal Guyton  
 Superintendent: Dr. Lynn P. Moody  
 Board Chair: Bob Norwood

## PERFORMANCE

Comprehensive detail, including definitions of ratings, performance criteria, and explanations of status, is available on [www.ed.sc.gov](http://www.ed.sc.gov) and [www.eoc.sc.gov](http://www.eoc.sc.gov) as well as school and school district websites. Printed versions are available from school districts upon request.

YEAR	ABSOLUTE RATING	GROWTH RATING	PALMETTO GOLD AND SILVER AWARD		ESEA/FEDERAL ACCOUNTABILITY RATING SYSTEM	
			General Performance	Closing the Gap	ESEA Grade	Accountability Indicator
2012	Excellent	Excellent	TBD	TBD	A	N/A
2011	Excellent	Excellent	Gold	N/A	Met	N/A
2010	Excellent	Excellent	Gold	N/A	Met	N/A

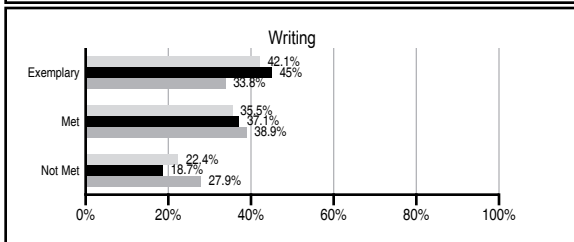
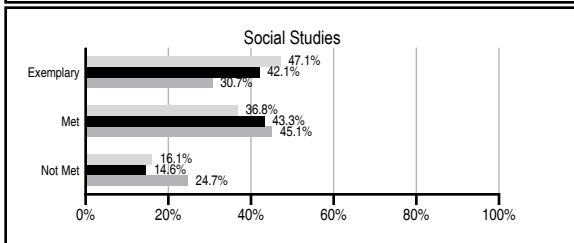
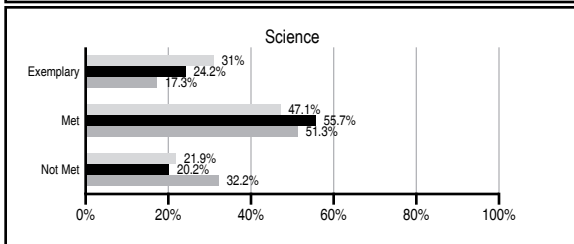
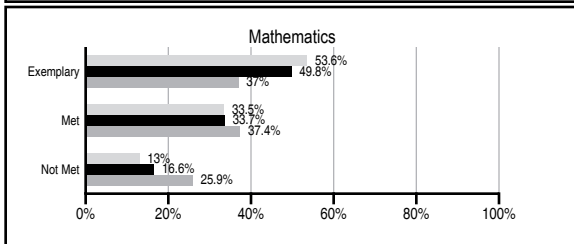
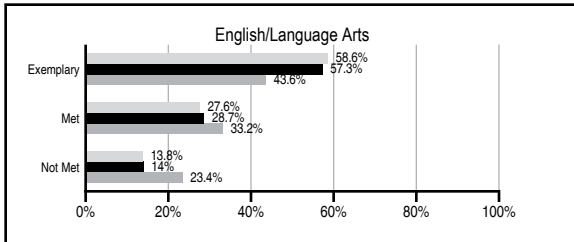
## ABSOLUTE RATINGS OF ELEMENTARY SCHOOLS WITH STUDENTS LIKE OURS\*

EXCELLENT	GOOD	AVERAGE	BELOW AVERAGE	AT-RISK
40	12	1	1	0

\* Ratings are calculated with data available by 11/07/2012. Schools with Students Like Ours are Elementary Schools with Poverty Indices of no more than 5% above or below the index for this school.

## PASS PERFORMANCE

Our School Elementary Schools with Students Like Ours Elementary schools statewide



## NAEP PERFORMANCE\*

\* Performance reported for SC and nation, data not available at school level. Percentages at NAEP Achievement Levels.



## SC PERFORMANCE VISION

By 2020 all students will graduate with the knowledge and skills necessary to compete successfully in the global economy, participate in a democratic society and contribute positively as members of families and communities.

### Abbreviations Key

N/A Not Applicable N/AV Not Available N/C Not Collected N/R Not Reported I/S Insufficient Sample TBD To be determined

# India Hook Elementary [York 3 - Rock Hill Schools]

## SCHOOL PROFILE

	Our School	Change from Last Year	Elementary Schools with Students Like Ours	Median Elementary School
<b>Students (n=564)</b>				
Retention rate	0.0%	Down from 0.7%	0.9%	1.0%
Attendance rate	96.6%	No Change	97.0%	96.6%
Served by gifted and talented program	N/AV	N/AV	N/AV	N/AV
With disabilities other than speech	N/AV	N/AV	N/AV	N/AV
Older than usual for grade	N/AV	N/AV	N/AV	N/AV
Out-of-school suspensions or expulsions for violent and/or criminal offenses	0.0%	No Change	0.0%	0.0%
<b>Teachers (n=33)</b>				
Teachers with advanced degrees	75.8%	Up from 68.8%	65.8%	63.0%
Continuing contract teachers	N/AV	N/AV	N/AV	N/AV
Teachers returning from previous year	93.7%	Down from 95.8%	90.1%	88.7%
Teacher attendance rate	95.2%	Down from 96.3%	95.2%	95.1%
Average teacher salary*	\$47,572	Up 4.2%	\$48,803	\$47,210
Classes not taught by highly qualified teachers	0.0%	No Change	0.0%	0.0%
Professional development days/teacher	11.0 days	Up from 9.4 days	9.9 days	10.5 days
<b>School</b>				
Principal's years at school	6.0	Up from 5.0	4.0	4.0
Student-teacher ratio in core subjects	20.5 to 1	Up from 20.3 to 1	20.8 to 1	20.0 to 1
Prime instructional time	89.7%	Down from 91.3%	91.6%	90.5%
Opportunities in the arts	Good	No Change	Good	Good
SACS accreditation	Yes	No Change	Yes	Yes
Parents attending conferences	95.3%	Down from 100.0%	100.0%	100.0%
Character development program	Average	No Change	Excellent	Excellent
Dollars spent per pupil**	\$5,803	Down 10.0%	\$6,823	\$7,247
Percent of expenditures for instruction**	73.8%	Down from 74.0%	69.4%	68.2%
Percent of expenditures for teacher salaries**	72.7%	Down from 72.9%	67.5%	65.7%
ESEA composite index score	99.8	N/A	97.2	91.9

\* Length of contract = 185+ days.

\*\* Prior year audited financial data available.

## EVALUATION RESULTS

	Teachers	Students*	Parents*
Number of surveys returned	16	59	28
Percent satisfied with learning environment	93.8%	98.3%	100.0%
Percent satisfied with social and physical environment	100.0%	98.3%	96.4%
Percent satisfied with school-home relations	100.0%	98.3%	100.0%

\*Only students at the highest elementary school grade level at this school and their parents were included.

## REPORT OF PRINCIPAL AND SCHOOL IMPROVEMENT COUNCIL

India Hook Elementary is a school to watch in Rock Hill. We continue to meet AYP and again were received the Palmetto Gold award for both achievement and growth in student performance. Our teachers work diligently to provide help when students struggle instead of waiting for students to fail. We think this is the key to our success. Our teachers continue to fine tune their craft through book studies and other professional development opportunities as well as hosting beginning teachers through our partnership with Winthrop University's NetScope project. Last year, we welcomed 17 interns. We love having our interns present from the opening of school to the final day. We also value having so many extra teachers to assist students.

While our staff and families agree that academic success is important, we also see that physical health is equally important. Our school is known for the emphasis we place on healthy living. Our spring fundraising event, the Fun Run, is a culminating event celebrating months of emphasis on exercise and healthy eating. During these months, our parents, students, and teachers get involved through lunch and learn activities, spotlights on healthy living, activities that promote physical activity, and discussions with food service providers to learn more about food choices. Our run this year raised \$28,000. This money will provide shade structures on campus that will be used for both sporting events as well as outdoor learning spaces.

Our commitment to the lifelong health of our stakeholders has led to community support that we never dreamed possible! Earth Fare, a local grocer, has provided healthy food for special events throughout the year. Baxter's Bunch (a business owned and operated by a family in our school) has developed a program to help children, in our district and a neighboring district, tackle the problem of obesity by providing an afterschool program for kids that incorporates exercise, healthy eating, and parent education. Several teachers made natural connections and really took off with our environmental club. The club branched out into recycling and gardening. We now have a raised garden on site and are leading the way in our district with recycling, which has provided us the funds to reinvest in these efforts.

Other points of pride include our fine arts programs, technology innovations in classrooms, WatchDOG dads program, an unbelievable faith based partnership, and the unprecedented commitment to always improving by our teaching and support staff.

Submitted by Crystal Guyton, Principal, Rhonda Kelsey, Assistant Principal, and Katarina Moyon, SIC Chair

Comprehensive detail, including definitions of ratings, performance criteria, and explanations of status, is available on [www.ed.sc.gov](http://www.ed.sc.gov) and [www.eoc.sc.gov](http://www.eoc.sc.gov) as well as school and school district websites.

Printed versions are available from school districts upon request.

### Abbreviations Key

N/A Not Applicable N/AV Not Available N/C Not Collected N/R Not Reported I/S Insufficient Sample TBD To be determined

NI Newly Identified CSI Continuing School Improvement CA Corrective Action RP Plan to Restructure R Restructure DELAY School Improvement Status HOLD School Improvement Status