



SC Annual School Report Card Summary

Independence Elementary
 York 3 - Rock Hill Schools
 Grades: PK-5 Enrollment: 536
 Principal: Marc Swygert
 Superintendent: Dr. Lynn P. Moody
 Board Chair: Bob Norwood

PERFORMANCE

Comprehensive detail, including definitions of ratings, performance criteria, and explanations of status, is available on www.ed.sc.gov and www.eoc.sc.gov as well as school and school district websites. Printed versions are available from school districts upon request.

| YEAR | ABSOLUTE RATING | GROWTH RATING | PALMETTO GOLD AND SILVER AWARD | | ESEA/FEDERAL ACCOUNTABILITY RATING SYSTEM | |
|------|-----------------|---------------|--------------------------------|-----------------|---|--------------------------|
| | | | General Performance | Closing the Gap | ESEA Grade | Accountability Indicator |
| 2012 | Good | Excellent | TBD | TBD | B | Reward |
| 2011 | Average | Average | Silver | N/A | Not Met | N/A |
| 2010 | Average | Good | Silver | Silver | Met | N/A |

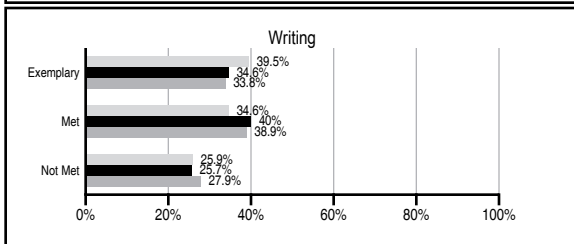
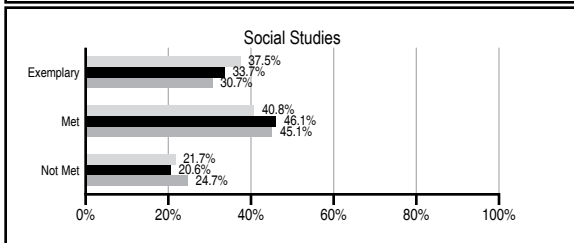
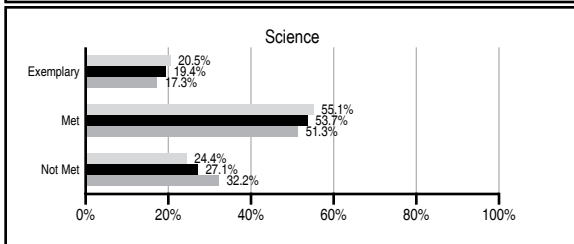
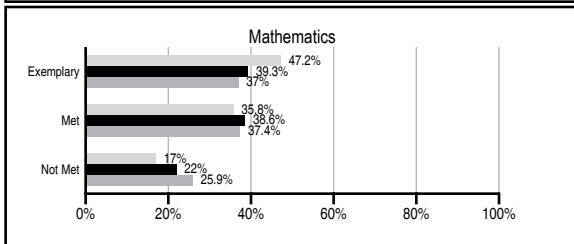
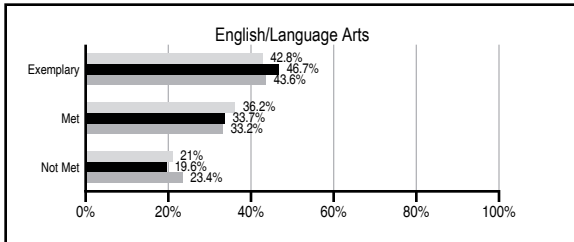
ABSOLUTE RATINGS OF ELEMENTARY SCHOOLS WITH STUDENTS LIKE OURS*

| EXCELLENT | GOOD | AVERAGE | BELOW AVERAGE | AT-RISK |
|-----------|------|---------|---------------|---------|
| 31 | 42 | 29 | 1 | 0 |

* Ratings are calculated with data available by 11/07/2012. Schools with Students Like Ours are Elementary Schools with Poverty Indices of no more than 5% above or below the index for this school.

PASS PERFORMANCE

Our School
 Elementary Schools with Students Like Ours
 Elementary schools statewide



NAEP PERFORMANCE*

* Performance reported for SC and nation, data not available at school level. Percentages at NAEP Achievement Levels.



SC PERFORMANCE VISION

By 2020 all students will graduate with the knowledge and skills necessary to compete successfully in the global economy, participate in a democratic society and contribute positively as members of families and communities.

Abbreviations Key

N/A Not Applicable N/AV Not Available N/C Not Collected N/R Not Reported I/S Insufficient Sample TBD To be determined

Independence Elementary [York 3 - Rock Hill Schools]

SCHOOL PROFILE

| | Our School | Change from Last Year | Elementary Schools with Students Like Ours | Median Elementary School |
|--|------------|-----------------------|--|--------------------------|
| Students (n=536) | | | | |
| Retention rate | 0.0% | Down from 0.2% | 1.1% | 1.0% |
| Attendance rate | 96.2% | Up from 96.1% | 96.5% | 96.6% |
| Served by gifted and talented program | N/AV | N/AV | N/AV | N/AV |
| With disabilities other than speech | N/AV | N/AV | N/AV | N/AV |
| Older than usual for grade | N/AV | N/AV | N/AV | N/AV |
| Out-of-school suspensions or expulsions for violent and/or criminal offenses | 0.0% | No Change | 0.0% | 0.0% |
| Teachers (n=33) | | | | |
| Teachers with advanced degrees | 63.6% | Down from 65.6% | 61.8% | 63.0% |
| Continuing contract teachers | N/AV | N/AV | N/AV | N/AV |
| Teachers returning from previous year | 93.9% | Up from 90.0% | 89.1% | 88.7% |
| Teacher attendance rate | 95.6% | Down from 97.2% | 95.2% | 95.1% |
| Average teacher salary* | \$47,960 | Up 3.6% | \$47,390 | \$47,210 |
| Classes not taught by highly qualified teachers | 0.0% | No Change | 0.0% | 0.0% |
| Professional development days/teacher | 9.9 days | Up from 6.6 days | 11.3 days | 10.5 days |
| School | | | | |
| Principal's years at school | 2.0 | Up from 1.0 | 5.0 | 4.0 |
| Student-teacher ratio in core subjects | 21.6 to 1 | Up from 21.4 to 1 | 20.2 to 1 | 20.0 to 1 |
| Prime instructional time | 89.4% | Down from 92.2% | 90.3% | 90.5% |
| Opportunities in the arts | Good | No Change | Good | Good |
| SACS accreditation | Yes | No Change | Yes | Yes |
| Parents attending conferences | 96.7% | Up from 76.3% | 100.0% | 100.0% |
| Character development program | Good | Up from Average | Excellent | Excellent |
| Dollars spent per pupil** | \$5,926 | Down 12.1% | \$6,788 | \$7,247 |
| Percent of expenditures for instruction** | 73.4% | Down from 74.7% | 68.0% | 68.2% |
| Percent of expenditures for teacher salaries** | 73.4% | Down from 73.9% | 66.1% | 65.7% |
| ESEA composite index score | 89.0 | N/A | 92.9 | 91.9 |

* Length of contract = 185+ days.

** Prior year audited financial data available.

EVALUATION RESULTS

| | Teachers | Students* | Parents* |
|--|----------|-----------|----------|
| Number of surveys returned | 24 | 78 | 71 |
| Percent satisfied with learning environment | 95.8% | 93.6% | 95.5% |
| Percent satisfied with social and physical environment | 100.0% | 89.7% | 95.6% |
| Percent satisfied with school-home relations | 83.3% | 88.5% | 95.7% |

*Only students at the highest elementary school grade level at this school and their parents were included.

REPORT OF PRINCIPAL AND SCHOOL IMPROVEMENT COUNCIL

Independence Elementary School serves a diverse suburban population of over 500 students and has celebrated many successes in the 2011-12 school year. Based on our district strategic plan and information gathered about our school, we chose to continue our work on writing instruction and focusing on building a positive environment for students and staff at our school.

We have strengthened community connections by getting more parents involved with our PTO and SIC. The PTO hosted many well-attended events, including a Fall Festival, Student Showcase/Family Night, and Spring Bingo Night. With the money raised, we have been able to purchase classroom supplies, purchase basketball goals for recess, recognize student achievements, purchase books for a summer literacy program, and maintain the school aviary. Our school has also partnered with Rock Hill High School to invite high school students to assist and mentor our students through the Teacher Cadet program and Winthrop University students spent the fall working on literacy skills with our after school Challenger program students. This year we expanded our WatchD.O.G.S. Dads program designed to invite and encourage dads and other important male figures to volunteer in our school. We plan to continue and expand on these achievements in the coming year.

Academically, we received state recognition with a Palmetto Silver Award for overall performance. Our PASS scores show that we continue to increase math achievement. While we continue many of the programs that have helped our students to be successful in the past, our Response to Intervention teams were implemented on every grade level. We provided students and teachers with access to over 40 iPads that help with enriching and remediating classroom instruction.

We have used late start dates and after-school professional development time for teachers at all grade levels to collaborate and develop common lessons develop writing goals, strengthening the understanding of writing instruction, to create instruction that meets the needs of all students, and developing plans and strategies for students who do not initially master all of the academic standards. We have focused on intervention in math and English/Language Arts by involving students and their families through workshops, both during and after school hours. We have hosted a nationally renowned story teller. Each month we held "Town Hall" meetings with each grade level. We focused on positive character development and themes that would make our school a more positive environment.

To do this in the coming year, we will continue to implement our district strategic plan, the Rock Hill Climb, by increasing parental involvement and strategies to enrich student learning across the curriculum.

Marc Swygert, Principal
Heather Giles, SIC President

Comprehensive detail, including definitions of ratings, performance criteria, and explanations of status, is available on www.ed.sc.gov and www.eoc.sc.gov as well as school and school district websites.

Printed versions are available from school districts upon request.

Abbreviations Key

N/A Not Applicable N/AV Not Available N/C Not Collected N/R Not Reported I/S Insufficient Sample TBD To be determined

NI Newly Identified CSI Continuing School Improvement CA Corrective Action RP Plan to Restructure R Restructure DELAY School Improvement Status HOLD School Improvement Status