



SC Annual School Report Card Summary

The Children's School at Sylvia Circle
 York 3 - Rock Hill Schools
 Grades: PK-5 Enrollment: 402
 Principal: Dr. Sandra Lindsay-Brown
 Superintendent: Dr. Lynn P. Moody
 Board Chair: Bob Norwood

PERFORMANCE

Comprehensive detail, including definitions of ratings, performance criteria, and explanations of status, is available on www.ed.sc.gov and www.eoc.sc.gov as well as school and school district websites. Printed versions are available from school districts upon request.

YEAR	ABSOLUTE RATING	GROWTH RATING	PALMETTO GOLD AND SILVER AWARD		ESEA/FEDERAL ACCOUNTABILITY RATING SYSTEM	
			General Performance	Closing the Gap	ESEA Grade	Accountability Indicator
2012	Excellent	Excellent	TBD	TBD	A	N/A
2011	Excellent	Good	Gold	N/A	Not Met	N/A
2010	Good	Average	N/A	N/A	Met	N/A

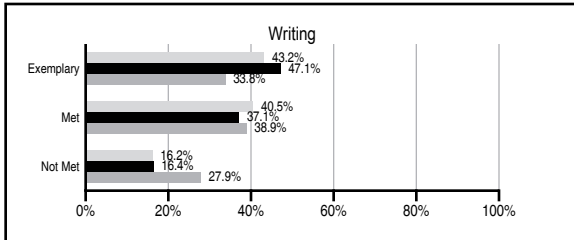
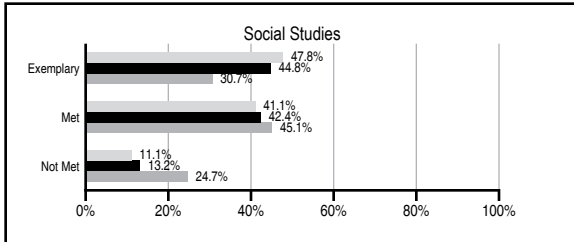
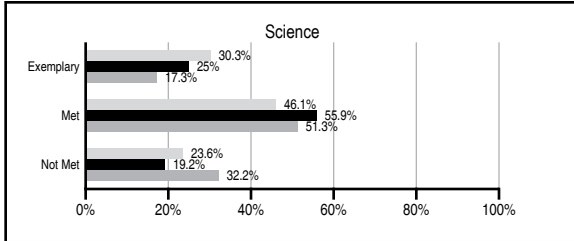
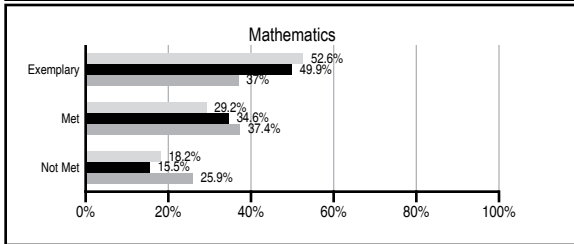
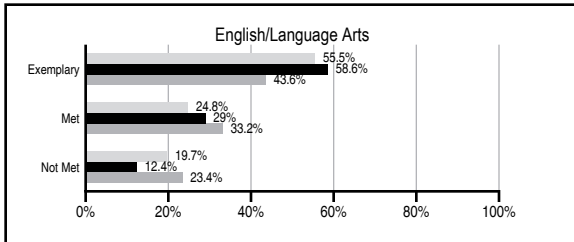
ABSOLUTE RATINGS OF ELEMENTARY SCHOOLS WITH STUDENTS LIKE OURS*

EXCELLENT	GOOD	AVERAGE	BELOW AVERAGE	AT-RISK
27	4	0	1	0

* Ratings are calculated with data available by 11/07/2012. Schools with Students Like Ours are Elementary Schools with Poverty Indices of no more than 5% above or below the index for this school.

PASS PERFORMANCE

Our School
 Elementary Schools with Students Like Ours
 Elementary schools statewide



NAEP PERFORMANCE*

* Performance reported for SC and nation, data not available at school level. Percentages at NAEP Achievement Levels.



SC PERFORMANCE VISION

By 2020 all students will graduate with the knowledge and skills necessary to compete successfully in the global economy, participate in a democratic society and contribute positively as members of families and communities.

Abbreviations Key

N/A Not Applicable N/AV Not Available N/C Not Collected N/R Not Reported I/S Insufficient Sample TBD To be determined

The Children's School at Sylvia Circle
[York 3 - Rock Hill Schools]

SCHOOL PROFILE

	Our School	Change from Last Year	Elementary Schools with Students Like Ours	Median Elementary School
Students (n=402)				
Retention rate	0.9%	Down from 1.5%	0.8%	1.0%
Attendance rate	97.9%	Up from 96.9%	97.1%	96.6%
Served by gifted and talented program	N/AV	N/AV	N/AV	N/AV
With disabilities other than speech	N/AV	N/AV	N/AV	N/AV
Older than usual for grade	N/AV	N/AV	N/AV	N/AV
Out-of-school suspensions or expulsions for violent and/or criminal offenses	0.0%	No Change	0.0%	0.0%
Teachers (n=25)				
Teachers with advanced degrees	72.0%	Up from 69.6%	68.9%	63.0%
Continuing contract teachers	N/AV	N/AV	N/AV	N/AV
Teachers returning from previous year	95.0%	No Change	90.7%	88.7%
Teacher attendance rate	96.7%	Down from 97.7%	95.5%	95.1%
Average teacher salary*	\$47,986	Up 5.3%	\$49,025	\$47,210
Classes not taught by highly qualified teachers	0.0%	No Change	0.0%	0.0%
Professional development days/teacher	7.4 days	Up from 6.0 days	10.3 days	10.5 days
School				
Principal's years at school	6.0	Up from 5.0	4.0	4.0
Student-teacher ratio in core subjects	21.8 to 1	Down from 23.3 to 1	21.5 to 1	20.0 to 1
Prime instructional time	93.8%	Down from 93.9%	91.5%	90.5%
Opportunities in the arts	Good	No Change	Good	Good
SACS accreditation	Yes	No Change	Yes	Yes
Parents attending conferences	100.0%	No Change	100.0%	100.0%
Character development program	Good	No Change	Excellent	Excellent
Dollars spent per pupil**	\$6,465	Down 0.4%	\$6,769	\$7,247
Percent of expenditures for instruction**	69.5%	Up from 68.6%	69.1%	68.2%
Percent of expenditures for teacher salaries**	68.9%	Up from 67.5%	67.9%	65.7%
ESEA composite index score	99.1	N/A	97.9	91.9

* Length of contract = 185+ days.

** Prior year audited financial data available.

EVALUATION RESULTS

	Teachers	Students*	Parents*
Number of surveys returned	26	37	30
Percent satisfied with learning environment	84.0%	94.6%	96.6%
Percent satisfied with social and physical environment	96.2%	83.8%	96.7%
Percent satisfied with school-home relations	100.0%	91.9%	93.3%

*Only students at the highest elementary school grade level at this school and their parents were included.

REPORT OF PRINCIPAL AND SCHOOL IMPROVEMENT COUNCIL

The Children's School (TCS) celebrated its tenth year as a public Montessori elementary choice for students in K-3 through fifth grade, along also with continuing to increase student population. We continue to be a child centered school focused on excellence. We believe the purpose of our school is to design meaningful experiences where students acquire knowledge and skills to successfully meet the challenges of today and tomorrow. We believe the responsibility of our staff is to provide the time, resources, and collaborative environment that promote continuous improvement. Once again TCS was recognized as a recipient of the Palmetto Gold Award from the State Dept. of Education. TCS continues to attract outsiders who want to visit and observe teaching and learning within our classrooms. One visitor this year was our own State Superintendent of Education, Dr. Mitchell Zais. Our instruction within every classroom continues to be differentiated to meet varying student needs and abilities. Common planning time is provided to teachers in order to plan engaging lessons and develop common assessments. We continue to embrace our students with standards based activities such as Measurement Olympics, Science Week, Poetry Readings and outdoor learning Camps Cherokee and Thunderbird. These activities met a variety of student needs and have enhanced deep active learning among our students. Our students were given opportunities to be introduced to service learning projects such as "Dear Soldier" and "Back the Pack Preparation". These experiences improved student bonding, created better learning communities, and enriched students' academic and cognitive growth along with developing an awareness of civic responsibility in helping others. Staff development focused on Knowledge of learning styles, differentiating instruction, and technology engagement for students. iPads have been introduced to the staff and will be rolled out to each classroom in the fall. Several teachers have been selected to attend the Roper Mountain Science Center and will be conducting in-service activities with their colleagues. The PTO remains strong and focused. For the fourth year in a row they have continued to keep a balance over \$20,000 while supporting the school with instructional supplies, materials, and technology software to support the school. The PTO remains solid in their support of giving volunteer time that provides numerous services to teachers in the classroom and to the office staff as well. Examples are catered teacher lunches, unencumbered lunch duties, additional field trip chaperones, along with field trip stipends. Our SIC also remained a driving force behind the continuation of offering Spanish language as an after school club twice a week. They also initiated the program "Watch Dog Dads" which brought in Dads every last Friday of the month to mentor, read, and work with students for half of a day.

Dr. Sandra Lindsay-Brown, Principal
 Ursula Patterson, SIC Chair

Comprehensive detail, including definitions of ratings, performance criteria, and explanations of status, is available on www.ed.sc.gov and www.eoc.sc.gov as well as school and school district websites.

Printed versions are available from school districts upon request.

Abbreviations Key

N/A Not Applicable N/AV Not Available N/C Not Collected N/R Not Reported I/S Insufficient Sample TBD To be determined
 NI Newly Identified CSI Continuing School Improvement CA Corrective Action RP Plan to Restructure R Restructure DELAY School Improvement Status HOLD School Improvement Status