



# SC Annual School Report Card Summary

Sunset Park Center for Accelerated Studies  
 York 3 - Rock Hill Schools  
 Grades: K-5 Enrollment: 474  
 Principal: Tammy T. White  
 Superintendent: Dr. Lynn P. Moody  
 Board Chair: Bob Norwood

## PERFORMANCE

Comprehensive detail, including definitions of ratings, performance criteria, and explanations of status, is available on [www.ed.sc.gov](http://www.ed.sc.gov) and [www.eoc.sc.gov](http://www.eoc.sc.gov) as well as school and school district websites. Printed versions are available from school districts upon request.

YEAR	ABSOLUTE RATING	GROWTH RATING	PALMETTO GOLD AND SILVER AWARD		ESEA/FEDERAL ACCOUNTABILITY RATING SYSTEM	
			General Performance	Closing the Gap	ESEA Grade	Accountability Indicator
2012	Excellent	Average	TBD	TBD	A	N/A
2011	Good	Average	Silver	N/A	Not Met	N/A
2010	Good	Good	Silver	N/A	Met	N/A

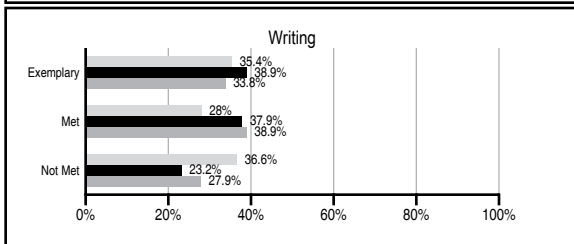
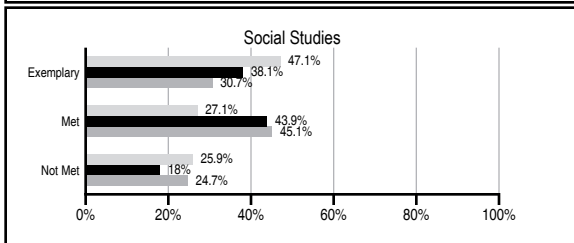
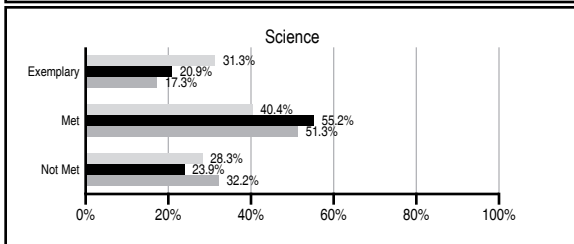
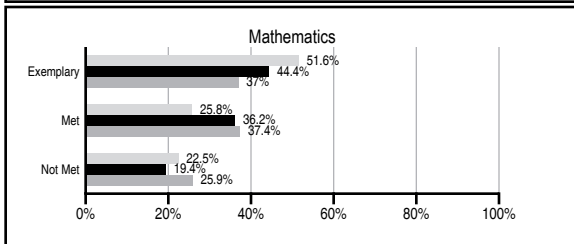
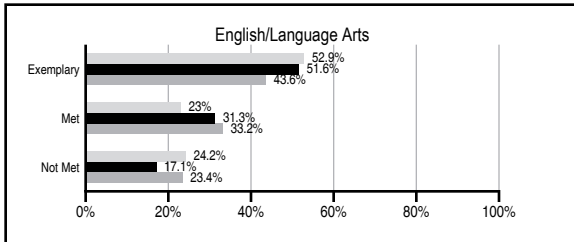
## ABSOLUTE RATINGS OF ELEMENTARY SCHOOLS WITH STUDENTS LIKE OURS\*

EXCELLENT	GOOD	AVERAGE	BELOW AVERAGE	AT-RISK
43	27	9	1	0

\* Ratings are calculated with data available by 11/07/2012. Schools with Students Like Ours are Elementary Schools with Poverty Indices of no more than 5% above or below the index for this school.

## PASS PERFORMANCE

Our School
  Elementary Schools with Students Like Ours
  Elementary schools statewide



## NAEP PERFORMANCE\*

\* Performance reported for SC and nation, data not available at school level. Percentages at NAEP Achievement Levels.



## SC PERFORMANCE VISION

*By 2020 all students will graduate with the knowledge and skills necessary to compete successfully in the global economy, participate in a democratic society and contribute positively as members of families and communities.*

### Abbreviations Key

N/A Not Applicable N/AV Not Available N/C Not Collected N/R Not Reported I/S Insufficient Sample TBD To be determined

# Sunset Park Center for Accelerated Studies [York 3 - Rock Hill Schools]

## SCHOOL PROFILE

	Our School	Change from Last Year	Elementary Schools with Students Like Ours	Median Elementary School
<b>Students (n=474)</b>				
Retention rate	0.2%	Up from 0.0%	0.9%	1.0%
Attendance rate	97.4%	Up from 96.8%	96.9%	96.6%
Served by gifted and talented program	N/AV	N/AV	N/AV	N/AV
With disabilities other than speech	N/AV	N/AV	N/AV	N/AV
Older than usual for grade	N/AV	N/AV	N/AV	N/AV
Out-of-school suspensions or expulsions for violent and/or criminal offenses	0.0%	Down from 0.2%	0.0%	0.0%
<b>Teachers (n=31)</b>				
Teachers with advanced degrees	54.8%	Down from 66.7%	63.6%	63.0%
Continuing contract teachers	N/AV	N/AV	N/AV	N/AV
Teachers returning from previous year	85.4%	Up from 79.6%	90.3%	88.7%
Teacher attendance rate	92.9%	Down from 96.6%	95.0%	95.1%
Average teacher salary*	\$49,205	Up 4.9%	\$48,881	\$47,210
Classes not taught by highly qualified teachers	0.0%	No Change	0.0%	0.0%
Professional development days/teacher	11.6 days	Up from 10.6 days	10.9 days	10.5 days
<b>School</b>				
Principal's years at school	6.0	Up from 5.0	5.0	4.0
Student-teacher ratio in core subjects	20.0 to 1	Down from 21.5 to 1	20.2 to 1	20.0 to 1
Prime instructional time	87.6%	Down from 91.4%	90.6%	90.5%
Opportunities in the arts	Good	No Change	Good	Good
SACS accreditation	Yes	No Change	Yes	Yes
Parents attending conferences	99.7%	Up from 97.2%	100.0%	100.0%
Character development program	Good	Up from Average	Excellent	Excellent
Dollars spent per pupil**	\$6,594	Down 10.6%	\$6,867	\$7,247
Percent of expenditures for instruction**	72.0%	Up from 70.0%	68.4%	68.2%
Percent of expenditures for teacher salaries**	69.6%	Up from 66.7%	66.5%	65.7%
ESEA composite index score	97.5	N/A	95.0	91.9

\* Length of contract = 185+ days.

\*\* Prior year audited financial data available.

## EVALUATION RESULTS

	Teachers	Students*	Parents*
Number of surveys returned	24	80	65
Percent satisfied with learning environment	79.2%	79.2%	87.1%
Percent satisfied with social and physical environment	100.0%	82.3%	93.8%
Percent satisfied with school-home relations	95.8%	88.8%	84.6%

\*Only students at the highest elementary school grade level at this school and their parents were included.

## REPORT OF PRINCIPAL AND SCHOOL IMPROVEMENT COUNCIL

The School Improvement Council of Sunset Park Center for Accelerated Studies has prepared this summary report of the school's accomplishments for the 2011-2012 school year and the goals for the 2012-2013 school year. During the 2011-2012 school year, Sunset Park continued to offer our Accelerated Studies choice program for all students in our district. This choice program includes a Gifted & Talented clustered classroom option for G/T identified students in 3rd through 5th grades, enrichment cluster opportunities for every child, and all of our students received instruction from a G/T endorsed classroom teacher. As a result of offering this choice option for Rock Hill students, Sunset Park has continued to experience unprecedented growth. Our enrollment numbers this year have continued to climb resulting in an 80% growth over the past four years. We are planning to add an additional classroom in first grade to accommodate continued growth this year.

This past year Sunset Park received a Palmetto Silver award for academic achievement and growth. This made the second consecutive year that Sunset Park has received this award!

Representative members of our faculty attended the Leadership and Learning Center's 90-90-90 Conference in Charlotte, North Carolina in December. These faculty leaders returned to Sunset Park and began facilitating sessions with all faculty members on how to put this knowledge and focus on data into practice. Each grade level began formulating grade level Data Teams to focus on the individual academic needs of our students specifically in the areas of literacy and math. This renewed focus on student data drove collaborative planning and instruction over the course of the school year. It will continue to be a driving force over the 2012-2013 year to come.

Sunset Park has continued to maintain and expand our partnership with the College of Education at Winthrop University through the NetSCOPE partnership. Through this partnership, Winthrop provided our school with human and financial resources to assist us in meeting the needs of our students. We are very pleased to be able to continue this close and collaborative connection with Winthrop for the coming school year!

We are excited to announce that Sunset Park has now become one of only three magnet school programs in Rock Hill Schools for the upcoming school year! Due to this change in choice status, we will be able to offer transportation to our students who will be coming to us from out of zone. This will open up opportunities for students who may have had trouble arranging transportation in the past.

Sunset Park will continue to review all student data in order to make decisions that will positively impact student achievement at Sunset Park. We are all excited about the possibilities that lie ahead for our students and our school!

Tammy T. White, Principal  
Thomas, SIC Chair

Wendy

Comprehensive detail, including definitions of ratings, performance criteria, and explanations of status, is available on [www.ed.sc.gov](http://www.ed.sc.gov) and [www.eoc.sc.gov](http://www.eoc.sc.gov) as well as school and school district websites.

Printed versions are available from school districts upon request.

### Abbreviations Key

N/A Not Applicable N/AV Not Available N/C Not Collected N/R Not Reported I/S Insufficient Sample TBD To be determined

NI Newly Identified CSI Continuing School Improvement CA Corrective Action RP Plan to Restructure R Restructure DELAY School Improvement Status HOLD School Improvement Status