



SC Annual School Report Card Summary

Rosewood Elementary International School
 York 3 - Rock Hill Schools
 Grades: PK-5 Enrollment: 562
 Principal: Stephanie DiStasio
 Superintendent: Dr. Lynn P. Moody
 Board Chair: Bob Norwood

PERFORMANCE

Comprehensive detail, including definitions of ratings, performance criteria, and explanations of status, is available on www.ed.sc.gov and www.eoc.sc.gov as well as school and school district websites. Printed versions are available from school districts upon request.

| YEAR | ABSOLUTE RATING | GROWTH RATING | PALMETTO GOLD AND SILVER AWARD | | ESEA/FEDERAL ACCOUNTABILITY RATING SYSTEM | |
|------|-----------------|---------------|--------------------------------|-----------------|---|--------------------------|
| | | | General Performance | Closing the Gap | ESEA Grade | Accountability Indicator |
| 2012 | Good | Average | TBD | TBD | A | N/A |
| 2011 | Good | Excellent | Gold | N/A | Not Met | N/A |
| 2010 | Good | Excellent | Gold | Silver | Met | N/A |

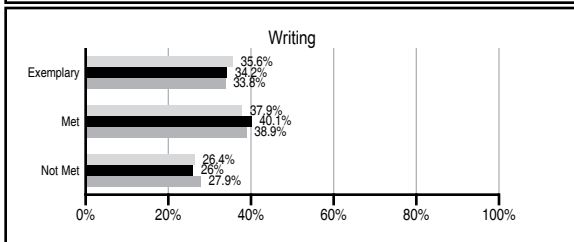
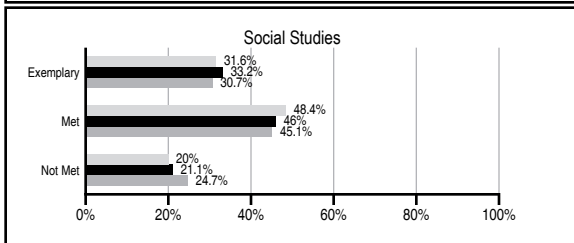
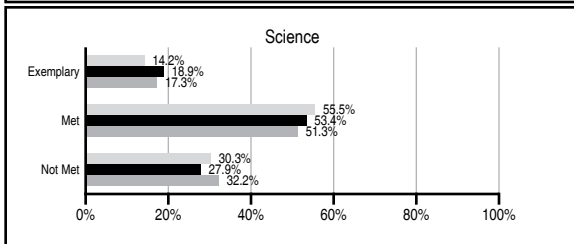
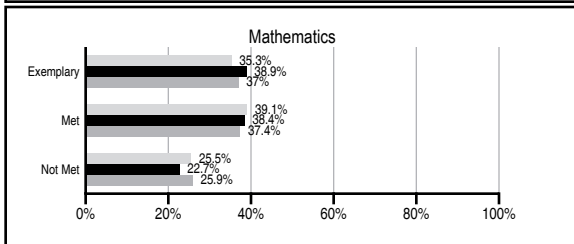
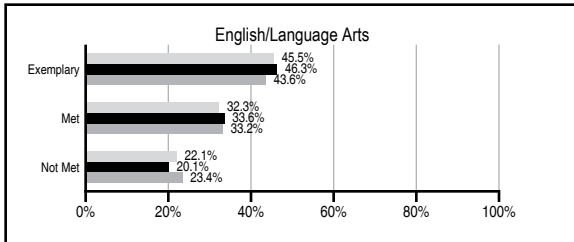
ABSOLUTE RATINGS OF ELEMENTARY SCHOOLS WITH STUDENTS LIKE OURS*

| EXCELLENT | GOOD | AVERAGE | BELOW AVERAGE | AT-RISK |
|-----------|------|---------|---------------|---------|
| 31 | 43 | 35 | 1 | 0 |

* Ratings are calculated with data available by 11/07/2012. Schools with Students Like Ours are Elementary Schools with Poverty Indices of no more than 5% above or below the index for this school.

PASS PERFORMANCE

Our School
 Elementary Schools with Students Like Ours
 Elementary schools statewide



NAEP PERFORMANCE*

* Performance reported for SC and nation, data not available at school level. Percentages at NAEP Achievement Levels.



SC PERFORMANCE VISION

By 2020 all students will graduate with the knowledge and skills necessary to compete successfully in the global economy, participate in a democratic society and contribute positively as members of families and communities.

Abbreviations Key

N/A Not Applicable N/AV Not Available N/C Not Collected N/R Not Reported I/S Insufficient Sample TBD To be determined

Rosewood Elementary International School
[York 3 - Rock Hill Schools]

SCHOOL PROFILE

| | Our School | Change from Last Year | Elementary Schools with Students Like Ours | Median Elementary School |
|--|------------|-----------------------|--|--------------------------|
| Students (n=562) | | | | |
| Retention rate | 0.0% | Down from 0.2% | 1.1% | 1.0% |
| Attendance rate | 96.5% | Up from 95.8% | 96.4% | 96.6% |
| Served by gifted and talented program | N/AV | N/AV | N/AV | N/AV |
| With disabilities other than speech | N/AV | N/AV | N/AV | N/AV |
| Older than usual for grade | N/AV | N/AV | N/AV | N/AV |
| Out-of-school suspensions or expulsions for violent and/or criminal offenses | 0.0% | No Change | 0.0% | 0.0% |
| Teachers (n=35) | | | | |
| Teachers with advanced degrees | 60.0% | Up from 52.6% | 62.2% | 63.0% |
| Continuing contract teachers | N/AV | N/AV | N/AV | N/AV |
| Teachers returning from previous year | 75.1% | Down from 85.0% | 89.6% | 88.7% |
| Teacher attendance rate | 94.9% | Down from 96.4% | 95.3% | 95.1% |
| Average teacher salary* | \$44,041 | Down 3.7% | \$47,413 | \$47,210 |
| Classes not taught by highly qualified teachers | 1.6% | Up from 0.0% | 0.0% | 0.0% |
| Professional development days/teacher | 6.1 days | Down from 10.3 days | 11.3 days | 10.5 days |
| School | | | | |
| Principal's years at school | 18.0 | Up from 17.0 | 5.0 | 4.0 |
| Student-teacher ratio in core subjects | 21.3 to 1 | Up from 20.2 to 1 | 19.9 to 1 | 20.0 to 1 |
| Prime instructional time | 89.7% | Down from 90.6% | 90.3% | 90.5% |
| Opportunities in the arts | Good | No Change | Good | Good |
| SACS accreditation | Yes | No Change | Yes | Yes |
| Parents attending conferences | 100.0% | Up from 98.7% | 100.0% | 100.0% |
| Character development program | Good | Down from Excellent | Excellent | Excellent |
| Dollars spent per pupil** | \$6,440 | Up 1.4% | \$6,817 | \$7,247 |
| Percent of expenditures for instruction** | 72.9% | Down from 74.2% | 68.0% | 68.2% |
| Percent of expenditures for teacher salaries** | 71.8% | Down from 72.5% | 65.9% | 65.7% |
| ESEA composite index score | 95.8 | N/A | 92.0 | 91.9 |

* Length of contract = 185+ days.

** Prior year audited financial data available.

EVALUATION RESULTS

| | Teachers | Students* | Parents* |
|--|----------|-----------|----------|
| Number of surveys returned | 34 | 91 | 78 |
| Percent satisfied with learning environment | 85.3% | 63.7% | 89.6% |
| Percent satisfied with social and physical environment | 94.1% | 60.2% | 83.3% |
| Percent satisfied with school-home relations | 73.5% | 70.5% | 83.1% |

*Only students at the highest elementary school grade level at this school and their parents were included.

REPORT OF PRINCIPAL AND SCHOOL IMPROVEMENT COUNCIL

As an authorized International Baccalaureate Primary Years Programme (IBPYP) school, Rosewood Elementary is part of a global network of schools committed to developing the intellectual, personal, emotional and social skills students need to live, learn and work in a rapidly globalizing world. We have purposefully integrated the state standards of all content areas into six themes with thirty-six unit planners which encompass all students K5 through 5th grade. The units are spiral and are not repeated in content or activities. As a component of IBPYP, all students at Rosewood are learning French, with students in grades 3-5 following the KITE-LL foreign language program for daily instruction. The Learner Profile is a major focus within our school and is used as a tool for character development. Rosewood Elementary was proud to receive the Palmetto Gold Award for Academic Achievement based on PASS scores. The school also received the Palmetto Silver Award for Closing the Achievement Gap. The combination of these two awards reaffirms that all students at Rosewood are learning at high levels. Rosewood is committed to inquiry-based learning, and differentiated instruction. The school implemented the state's Response to Intervention Model for early intervention of academic and behavioral difficulties. Monthly parent workshops were conducted to provide parents with skills to ensure their child's success. The data collected from technology based programs such as Waterford in grades K-2, Measures of Academic Progress (MAP) in grades 2-5, and SuccessMaker in all grades is combined with results on common assessments to inform instructional decisions in the classroom. The 2012 Exhibition's overarching theme was "Change Impacts Outcome". The central idea was the relationship between change and outcome being interchangeable. The students related this to societal conflicts and environments. There were 8 groups which were the following: Take Action; Environmental; Health; Art; Business; Education, and the DVD group, a culminating activity of all of the groups as they developed their topics. Social skills, communication skills, self-management skills, research skills, and thinking skills were intertwined into all aspects of their theme. Their total earnings were over a \$1,500. Students created beautiful sculptures, paintings, and 3-D art work. Their entire 'Exhibition' was seen through different perspectives and an understanding of the needs and the importance of the issues that the world faces today. The Rosewood PTO had a productive year that included monthly movie nights for families, partnerships with local restaurants for Spirit Nights, a successful Bingo night, celebrating student birthdays each month during lunch, providing lunches and recognition of teachers, and coordinating volunteers for various activities and projects at the school.

Stephen Ward / Principal
 Buckley / SIC Chair

Heidi

Comprehensive detail, including definitions of ratings, performance criteria, and explanations of status, is available on www.ed.sc.gov and www.eoc.sc.gov as well as school and school district websites.

Printed versions are available from school districts upon request.

Abbreviations Key

N/A Not Applicable N/AV Not Available N/C Not Collected N/R Not Reported I/S Insufficient Sample TBD To be determined

NI Newly Identified CSI Continuing School Improvement CA Corrective Action RP Plan to Restructure R Restructure DELAY School Improvement Status HOLD School Improvement Status