



SC Annual School Report Card Summary

Richmond Drive Elementary
 York 3 - Rock Hill Schools
 Grades: K-5 Enrollment: 512
 Principal: Patrick Maness
 Superintendent: Dr. Lynn P. Moody
 Board Chair: Bob Norwood

PERFORMANCE

Comprehensive detail, including definitions of ratings, performance criteria, and explanations of status, is available on www.ed.sc.gov and www.eoc.sc.gov as well as school and school district websites. Printed versions are available from school districts upon request.

YEAR	ABSOLUTE RATING	GROWTH RATING	PALMETTO GOLD AND SILVER AWARD		ESEA/FEDERAL ACCOUNTABILITY RATING SYSTEM	
			General Performance	Closing the Gap	ESEA Grade	Accountability Indicator
2012	Good	Average	TBD	TBD	A	N/A
2011	Good	Average	Silver	N/A	Not Met	N/A
2010	Good	Average	N/A	N/A	Met	N/A

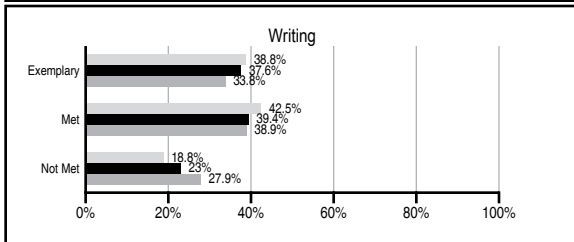
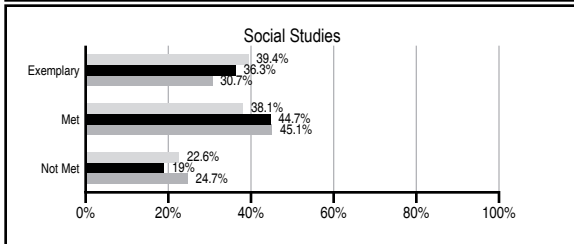
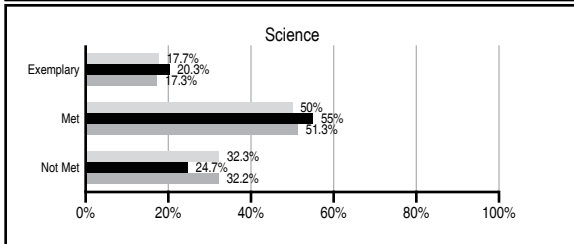
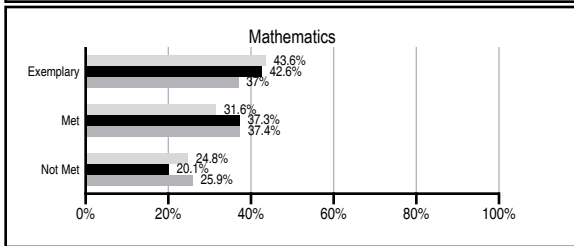
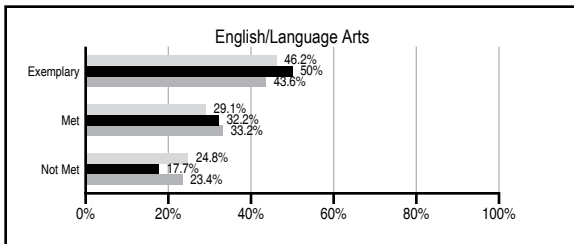
ABSOLUTE RATINGS OF ELEMENTARY SCHOOLS WITH STUDENTS LIKE OURS*

EXCELLENT	GOOD	AVERAGE	BELOW AVERAGE	AT-RISK
41	34	19	1	0

* Ratings are calculated with data available by 11/07/2012. Schools with Students Like Ours are Elementary Schools with Poverty Indices of no more than 5% above or below the index for this school.

PASS PERFORMANCE

Our School
 Elementary Schools with Students Like Ours
 Elementary schools statewide



NAEP PERFORMANCE*

* Performance reported for SC and nation, data not available at school level. Percentages at NAEP Achievement Levels.



SC PERFORMANCE VISION

By 2020 all students will graduate with the knowledge and skills necessary to compete successfully in the global economy, participate in a democratic society and contribute positively as members of families and communities.

Abbreviations Key

N/A Not Applicable N/AV Not Available N/C Not Collected N/R Not Reported I/S Insufficient Sample TBD To be determined

Richmond Drive Elementary [York 3 - Rock Hill Schools]

SCHOOL PROFILE

	Our School	Change from Last Year	Elementary Schools with Students Like Ours	Median Elementary School
Students (n=512)				
Retention rate	0.4%	No Change	0.9%	1.0%
Attendance rate	97.1%	Up from 96.6%	96.6%	96.6%
Served by gifted and talented program	N/AV	N/AV	N/AV	N/AV
With disabilities other than speech	N/AV	N/AV	N/AV	N/AV
Older than usual for grade	N/AV	N/AV	N/AV	N/AV
Out-of-school suspensions or expulsions for violent and/or criminal offenses	0.0%	No Change	0.0%	0.0%
Teachers (n=35)				
Teachers with advanced degrees	68.6%	Down from 72.7%	63.6%	63.0%
Continuing contract teachers	N/AV	N/AV	N/AV	N/AV
Teachers returning from previous year	92.4%	Up from 91.1%	89.3%	88.7%
Teacher attendance rate	97.0%	Up from 96.7%	95.2%	95.1%
Average teacher salary*	\$50,413	Up 2.6%	\$48,606	\$47,210
Classes not taught by highly qualified teachers	0.0%	No Change	0.0%	0.0%
Professional development days/teacher	9.2 days	Down from 11.7 days	12.0 days	10.5 days
School				
Principal's years at school	12.0	Up from 11.0	5.0	4.0
Student-teacher ratio in core subjects	21.3 to 1	Up from 20.0 to 1	20.1 to 1	20.0 to 1
Prime instructional time	92.3%	Down from 92.4%	90.3%	90.5%
Opportunities in the arts	Good	No Change	Good	Good
SACS accreditation	Yes	No Change	Yes	Yes
Parents attending conferences	100.0%	No Change	100.0%	100.0%
Character development program	Good	Up from Average	Excellent	Excellent
Dollars spent per pupil**	\$6,403	Up 3.9%	\$6,881	\$7,247
Percent of expenditures for instruction**	75.8%	Up from 74.4%	67.9%	68.2%
Percent of expenditures for teacher salaries**	75.0%	Up from 73.3%	66.0%	65.7%
ESEA composite index score	90.2	N/A	93.8	91.9

* Length of contract = 185+ days.

** Prior year audited financial data available.

EVALUATION RESULTS

	Teachers	Students*	Parents*
Number of surveys returned	36	74	53
Percent satisfied with learning environment	97.2%	81.1%	94.1%
Percent satisfied with social and physical environment	100.0%	84.9%	98.1%
Percent satisfied with school-home relations	97.2%	85.1%	92.5%

*Only students at the highest elementary school grade level at this school and their parents were included.

REPORT OF PRINCIPAL AND SCHOOL IMPROVEMENT COUNCIL

At Richmond Drive Elementary, our mission is to equip every student with the skills, character and experiences in order to positively impact our world. Our vision is to develop learners who make a difference. We are united by these core beliefs: Safety, Diversity, Whole Child, Social Responsibility, Cooperation, Inclusion, Creativity, Respect, and Excellence.

This year our school community clarified and defined the mission, vision and core beliefs of the school. Our faculty and parent leadership spent time determining how these beliefs will affect our actions as role models for our children. We want students to make a difference in our world. There were so many ways that we, as a school community, made a difference. We gave \$5,200 to Heifer International to feed families in poverty all over the world. We developed a plan for a partial immersion language program that will begin in kindergarten in the fall of 2012. We have fifty families that have signed up for that program. We improved our methods of communication including better use of technology and social media. We added six new staff members (Mrs. Bellenger-5th, Mrs. Heitkamp-5th, Mrs. Morgan-4th, Mrs. Hunsaker-3rd, Ms. Blake-1st, and Mrs. Bellenger-Bookkeeper) who made such a positive difference. We began a mentoring program for older boys. We improved our teaching methods in math to include more inquiry and problem solving. We developed a Summer Reading Program that will help improve reading achievement with all our students. We purchased forty iPads to engage students in 21st century learning. Most importantly, our children learned the important skills and character traits that will enable them to become difference makers.

As we look towards next school year, we are excited about some developments that will further enable us to accomplish our vision. We hired Sra. Claudia Notaro as our kindergarten partial immersion teacher. As a native of Ecuador, she taught kindergarten there and has been in the US for the past fifteen years teaching Spanish in elementary schools in NC. Mrs. Diana North and Mrs. Deanna McGuire will both teach first grade with us. They are veteran teachers in the district who desired to move to our school. Mrs. Marcy Barwick, a former teacher at Richmond Drive, returns to us to teach third grade. Mrs. April Thornton will be our new art teacher. Through a grant program with the Chinese government, we will hire a teacher from China to teach in our school this fall. She will teach Chinese language and culture classes as a part of our related arts rotation of art, music and PE. This summer, six staff members (Ms. Stallings, Mrs. Scheppegrell, Mrs. Legrand, Mrs. Dobbins, Mr. Mulcahey, and Mr. Maness) will go to Shijiazhuang, China in July to teach English to high school students there. We want to model for our children what it means to make a difference throughout the world.

Ms. Kathryn McGregor, School Improvement Council
Mr. Patrick Maness, Principal

Comprehensive detail, including definitions of ratings, performance criteria, and explanations of status, is available on www.ed.sc.gov and www.eoc.sc.gov as well as school and school district websites.

Printed versions are available from school districts upon request.

Abbreviations Key

N/A Not Applicable N/AV Not Available N/C Not Collected N/R Not Reported I/S Insufficient Sample TBD To be determined
NI Newly Identified CSI Continuing School Improvement CA Corrective Action RP Plan to Restructure R Restructure DELAY School Improvement Status HOLD School Improvement Status