



# SC Annual School Report Card Summary

Oakdale Elementary School  
 York 3 - Rock Hill Schools  
 Grades: K-5 Enrollment: 363  
 Principal: Neil McVann  
 Superintendent: Dr. Lynn P. Moody  
 Board Chair: Bob Norwood

## PERFORMANCE

Comprehensive detail, including definitions of ratings, performance criteria, and explanations of status, is available on [www.ed.sc.gov](http://www.ed.sc.gov) and [www.eoc.sc.gov](http://www.eoc.sc.gov) as well as school and school district websites. Printed versions are available from school districts upon request.

YEAR	ABSOLUTE RATING	GROWTH RATING	PALMETTO GOLD AND SILVER AWARD		ESEA/FEDERAL ACCOUNTABILITY RATING SYSTEM	
			General Performance	Closing the Gap	ESEA Grade	Accountability Indicator
2012	Average	Average	TBD	TBD	A	Reward
2011	Average	Below Average	N/A	N/A	Not Met	N/A
2010	Average	Average	N/A	N/A	Met	N/A

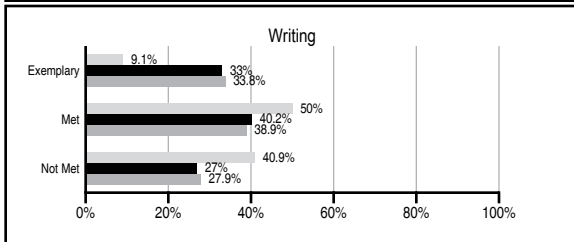
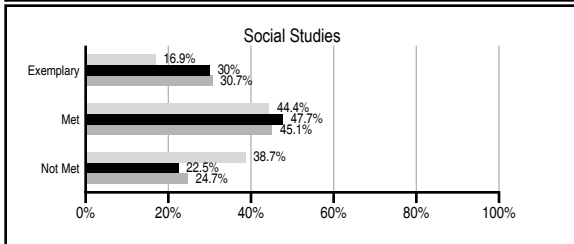
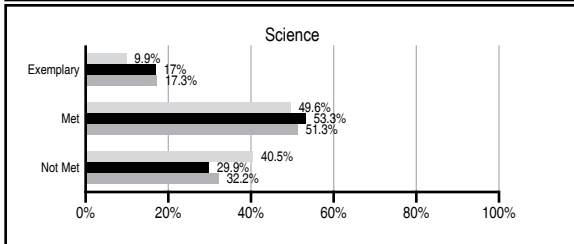
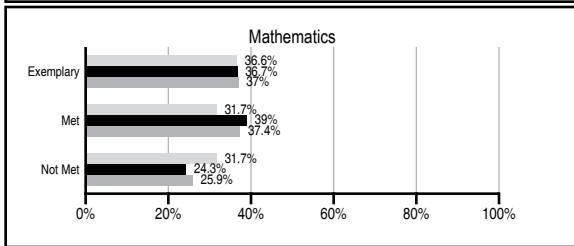
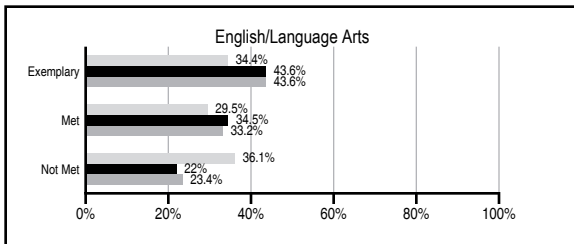
## ABSOLUTE RATINGS OF ELEMENTARY SCHOOLS WITH STUDENTS LIKE OURS\*

EXCELLENT	GOOD	AVERAGE	BELOW AVERAGE	AT-RISK
23	46	51	3	0

\* Ratings are calculated with data available by 11/07/2012. Schools with Students Like Ours are Elementary Schools with Poverty Indices of no more than 5% above or below the index for this school.

## PASS PERFORMANCE

Our School
  Elementary Schools with Students Like Ours
  Elementary schools statewide



## NAEP PERFORMANCE\*

\* Performance reported for SC and nation, data not available at school level. Percentages at NAEP Achievement Levels.



## SC PERFORMANCE VISION

*By 2020 all students will graduate with the knowledge and skills necessary to compete successfully in the global economy, participate in a democratic society and contribute positively as members of families and communities.*

### Abbreviations Key

N/A Not Applicable N/AV Not Available N/C Not Collected N/R Not Reported I/S Insufficient Sample TBD To be determined

# Oakdale Elementary School [York 3 - Rock Hill Schools]

## SCHOOL PROFILE

	Our School	Change from Last Year	Elementary Schools with Students Like Ours	Median Elementary School
<b>Students (n=363)</b>				
Retention rate	1.1%	Up from 1.0%	1.2%	1.0%
Attendance rate	96.9%	Up from 96.3%	96.4%	96.6%
Served by gifted and talented program	N/AV	N/AV	N/AV	N/AV
With disabilities other than speech	N/AV	N/AV	N/AV	N/AV
Older than usual for grade	N/AV	N/AV	N/AV	N/AV
Out-of-school suspensions or expulsions for violent and/or criminal offenses	0.0%	No Change	0.0%	0.0%
<b>Teachers (n=24)</b>				
Teachers with advanced degrees	70.8%	Up from 70.4%	62.0%	63.0%
Continuing contract teachers	N/AV	N/AV	N/AV	N/AV
Teachers returning from previous year	86.1%	Up from 85.8%	89.9%	88.7%
Teacher attendance rate	95.0%	Down from 95.6%	95.2%	95.1%
Average teacher salary*	\$53,835	Up 3.6%	\$47,400	\$47,210
Classes not taught by highly qualified teachers	3.5%	Up from 0.0%	0.0%	0.0%
Professional development days/teacher	11.8 days	Up from 7.3 days	11.0 days	10.5 days
<b>School</b>				
Principal's years at school	10.0	Up from 9.0	4.0	4.0
Student-teacher ratio in core subjects	19.5 to 1	Up from 18.3 to 1	19.9 to 1	20.0 to 1
Prime instructional time	89.3%	Down from 90.4%	90.3%	90.5%
Opportunities in the arts	Good	No Change	Good	Good
SACS accreditation	Yes	No Change	Yes	Yes
Parents attending conferences	99.5%	Down from 100.0%	100.0%	100.0%
Character development program	Excellent	No Change	Excellent	Excellent
Dollars spent per pupil**	\$8,015	Up 4.9%	\$7,085	\$7,247
Percent of expenditures for instruction**	76.2%	Down from 76.5%	67.8%	68.2%
Percent of expenditures for teacher salaries**	74.6%	Up from 72.3%	66.1%	65.7%
ESEA composite index score	98.0	N/A	91.4	91.9

\* Length of contract = 185+ days.

\*\* Prior year audited financial data available.

## EVALUATION RESULTS

	Teachers	Students*	Parents*
Number of surveys returned	22	46	38
Percent satisfied with learning environment	72.7%	71.7%	78.4%
Percent satisfied with social and physical environment	81.0%	65.2%	78.9%
Percent satisfied with school-home relations	66.7%	84.8%	75.7%

\*Only students at the highest elementary school grade level at this school and their parents were included.

## REPORT OF PRINCIPAL AND SCHOOL IMPROVEMENT COUNCIL

During the 2011-12 school year Oakdale started the process of becoming a Magnet STEM school (Science, Technology, Engineering, and Mathematics). As a magnet school students living outside our attendance zone have an opportunity to enroll in the program and transportation will be provided for them. The faculty, staff, and parents were able to visit STEM schools in North and South Carolina to get a better understanding of our initiative into becoming a STEM school. Two parents meeting were held to explain the Magnet STEM school process to Oakdale parents and to parents interested in attending Oakdale's magnet program. The faculty and staff were provided professional development in the areas of project and inquiry based learning. This professional development provided us the opportunity to get our "hands dirty". We also held a science fair in April with kindergarten through 2nd grade, as grades level, developed their own science projects and 3rd through 5th grade students developed individual projects for the fair. We continue to develop our magnet STEM school initiative with the faculty working during the summer to develop curriculum maps and integrating core academic subjects into the STEM program.

Four Title I parent workshops were held throughout the school year being conducted by the Title I parent educators and Oakdale staff. Six parent math workshops, one at each grade level, were conducted by Oakdale's math coach. Parents were invited to eat a free lunch, with their child, and then attend the workshop. Each participant learned how we teach mathematics, were given strategies and ideas to help their children and were provided with free math manipulative to use at home.

Oakdale continues to use the Compass Learning computer program, Odyssey, and is using the program again this summer as our virtual summer school. Students are assigned "backpacks" in the area of reading and math to work on during their summer break.

Oakdale School has successfully completed its fourth year with the Effective School-wide Discipline Plan, "Braggin' Dragons". The ESD plan is designed to promote success in all students by rewarding positive behaviors with dragon dollars that are used in our school store. In addition, town hall meetings were held monthly to reinforce the Braggin' Dragon's program. Guest speakers (sports figures, coaches, community leaders, etc.) were invited to our town hall meetings to help promote success in a variety of venues for the students of Oakdale. The Oakdale Braggin' Dragon rules are: Be Responsible, Be Respectful, Be Safe, and Be a Problem-Solver.

With support of parents, community, and a dedicated staff, Oakdale School continues to serve students in a nurturing, caring environment, ensuring success to each individual child.

Mr. Neil McVann, Principal

Mr. Andy Bell,  
SIC Chairperson

Comprehensive detail, including definitions of ratings, performance criteria, and explanations of status, is available on [www.ed.sc.gov](http://www.ed.sc.gov) and [www.eoc.sc.gov](http://www.eoc.sc.gov) as well as school and school district websites.

Printed versions are available from school districts upon request.

### Abbreviations Key

N/A Not Applicable N/AV Not Available N/C Not Collected N/R Not Reported I/S Insufficient Sample TBD To be determined

NI Newly Identified CSI Continuing School Improvement CA Corrective Action RP Plan to Restructure R Restructure DELAY School Improvement Status HOLD School Improvement Status