



SC Annual School Report Card Summary

Northside Elementary School of the Arts
 York 3 - Rock Hill Schools
 Grades: K-5 Enrollment: 474
 Principal: Cassidy Valerino
 Superintendent: Dr. Lynn P. Moody
 Board Chair: Bob Norwood

PERFORMANCE

Comprehensive detail, including definitions of ratings, performance criteria, and explanations of status, is available on www.ed.sc.gov and www.eoc.sc.gov as well as school and school district websites. Printed versions are available from school districts upon request.

YEAR	ABSOLUTE RATING	GROWTH RATING	PALMETTO GOLD AND SILVER AWARD		ESEA/FEDERAL ACCOUNTABILITY RATING SYSTEM	
			General Performance	Closing the Gap	ESEA Grade	Accountability Indicator
2012	Average	Good	TBD	TBD	A	N/A
2011	Average	Average	Silver	N/A	Not Met	N/A
2010	Average	Average	N/A	N/A	Met	N/A

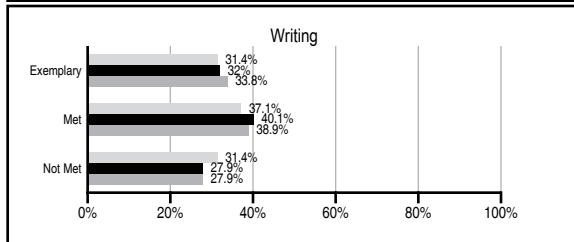
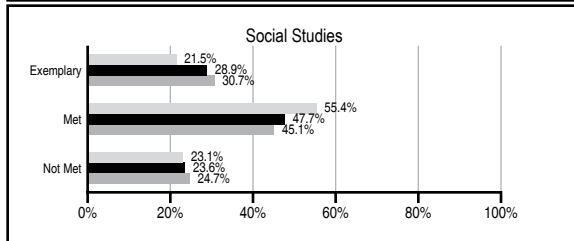
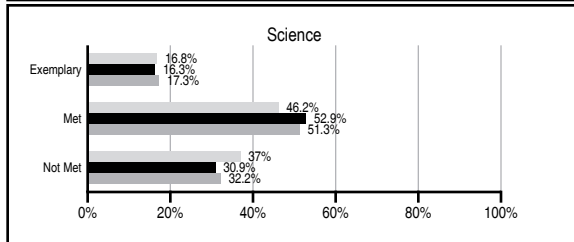
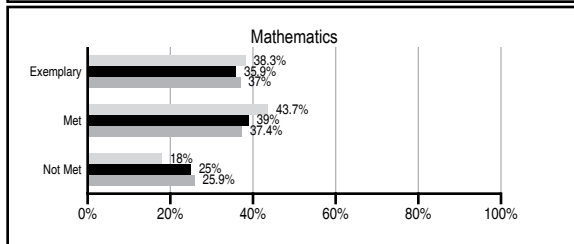
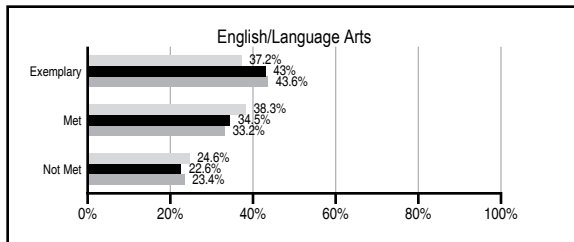
ABSOLUTE RATINGS OF ELEMENTARY SCHOOLS WITH STUDENTS LIKE OURS*

EXCELLENT	GOOD	AVERAGE	BELOW AVERAGE	AT-RISK
23	48	57	4	0

* Ratings are calculated with data available by 11/07/2012. Schools with Students Like Ours are Elementary Schools with Poverty Indices of no more than 5% above or below the index for this school.

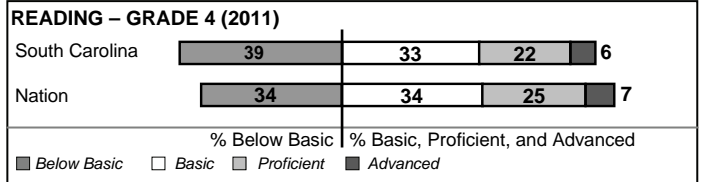
PASS PERFORMANCE

Our School
 Elementary Schools with Students Like Ours
 Elementary schools statewide



NAEP PERFORMANCE*

* Performance reported for SC and nation, data not available at school level. Percentages at NAEP Achievement Levels.



SC PERFORMANCE VISION

By 2020 all students will graduate with the knowledge and skills necessary to compete successfully in the global economy, participate in a democratic society and contribute positively as members of families and communities.

Abbreviations Key

N/A Not Applicable N/AV Not Available N/C Not Collected N/R Not Reported I/S Insufficient Sample TBD To be determined

Northside Elementary School of the Arts
[York 3 - Rock Hill Schools]

SCHOOL PROFILE

	Our School	Change from Last Year	Elementary Schools with Students Like Ours	Median Elementary School
Students (n=474)				
Retention rate	0.4%	Down from 0.5%	1.3%	1.0%
Attendance rate	96.6%	Up from 95.8%	96.4%	96.6%
Served by gifted and talented program	N/AV	N/AV	N/AV	N/AV
With disabilities other than speech	N/AV	N/AV	N/AV	N/AV
Older than usual for grade	N/AV	N/AV	N/AV	N/AV
Out-of-school suspensions or expulsions for violent and/or criminal offenses	0.0%	No Change	0.0%	0.0%
Teachers (n=36)				
Teachers with advanced degrees	47.2%	Down from 54.8%	61.9%	63.0%
Continuing contract teachers	N/AV	N/AV	N/AV	N/AV
Teachers returning from previous year	90.6%	Up from 87.4%	89.6%	88.7%
Teacher attendance rate	95.5%	Down from 97.1%	95.1%	95.1%
Average teacher salary*	\$47,490	Up 1.8%	\$47,351	\$47,210
Classes not taught by highly qualified teachers	0.0%	No Change	0.0%	0.0%
Professional development days/teacher	8.2 days	Down from 24.2 days	10.9 days	10.5 days
School				
Principal's years at school	1.0	Down from 10.0	5.0	4.0
Student-teacher ratio in core subjects	20.4 to 1	Up from 20.2 to 1	19.9 to 1	20.0 to 1
Prime instructional time	91.0%	Down from 91.2%	90.2%	90.5%
Opportunities in the arts	Excellent	No Change	Good	Good
SACS accreditation	Yes	No Change	Yes	Yes
Parents attending conferences	99.9%	Up from 99.8%	100.0%	100.0%
Character development program	Good	No Change	Excellent	Excellent
Dollars spent per pupil**	\$7,617	Down 11.5%	\$7,218	\$7,247
Percent of expenditures for instruction**	72.3%	Down from 72.6%	67.8%	68.2%
Percent of expenditures for teacher salaries**	69.6%	Down from 71.2%	65.5%	65.7%
ESEA composite index score	94.8	N/A	90.6	91.9

* Length of contract = 185+ days.

** Prior year audited financial data available.

EVALUATION RESULTS

	Teachers	Students*	Parents*
Number of surveys returned	14	65	42
Percent satisfied with learning environment	100.0%	93.8%	90.0%
Percent satisfied with social and physical environment	92.3%	92.3%	88.1%
Percent satisfied with school-home relations	78.6%	90.8%	80.0%

*Only students at the highest elementary school grade level at this school and their parents were included.

REPORT OF PRINCIPAL AND SCHOOL IMPROVEMENT COUNCIL

Northside Elementary School of the Arts is a Title I Arts integration School of Choice that serves 478 students in grades K-5th, with 60 staff members. The goal of our school is to educate all students in and through the arts by developing their knowledge of problem-solving skills to enhance the quality of their lives and life in the community. During the 2011-2012 school year we were the proud recipients of the Palmetto Silver Award for Academic Improvement. Our community business partners include: Northside Baptist Church, E S & Y Auto Repair, Arts Council of York County Blumenthal Performing Arts Center of Charlotte, Bethel United Methodist Church, Rogers Memorial ARP Church, Chick-Fil-A, HealthSource, McDonald's, Target, Family Trust Credit Union, Chili's Restaurant, Nishie G's, and Sonny's.

As a Red Carpet School and School of Promise, we continue to provide a positive relationship with home and community. All students participated in service learning projects such as holiday boxes for children around the world, Kick-it-for Cancer raising over \$2500, over \$600 for Junior Achievement, and \$500 to the Dolly Parton Imagination Library. Junior Achievement classes were provided for first through fifth grades. Mentors were provided to students as needed. In addition, we also participated in the SC Walk to School Day and provided a healthy breakfast to all students as well as assisted with a Beautification Project that focused on bringing awareness to recycling and visual arts.

The SIC and PTO collaborated throughout the year to strengthen School of Choice options for the 2011-2012 school year and the upcoming school year of 2012-2013. Registration, tours, applications, an arts integration night, and parent meetings were held for prospective parents. A Welcome Day was sponsored to invite new School of Choice parents and student to tour the school and observe in classrooms.

Continuing as an Arts in Basic Curriculum site, we received a Distinguished Arts Program Grant and Arts in Basic Curriculum Grant for another year. All grades had an artist in residence and performed in an arts integrated standard-based program. Faculty and staff participated in vocabulary professional development. After-school strings, drums, and guitar lessons were provided to 4th and 5th grade students. Arts integrated units were written and students participated in standards-based Arts Explorers 5 week sessions four times during the year. Students performed in the community throughout the year. Design qualities were incorporated into lessons. Daily academic intervention occurred. Students received instruction in Tier 2 and 3 in literacy and math. The family educator worked with parents and children. Literacy, math, fitness, and summer learning workshops were provided for parents.

Our focus this year will be building our professional learning community, school of choice opportunities, arts integration, continuing our focus on Response to Intervention, and transition to the Common Core Curriculum.

Alex Baker and Blythe Morrison, SIC Chairs
 Cassidy Valerino, Principal

Comprehensive detail, including definitions of ratings, performance criteria, and explanations of status, is available on www.ed.sc.gov and www.eoc.sc.gov as well as school and school district websites.

Printed versions are available from school districts upon request.

Abbreviations Key

N/A Not Applicable N/AV Not Available N/C Not Collected N/R Not Reported I/S Insufficient Sample TBD To be determined

NI Newly Identified CSI Continuing School Improvement CA Corrective Action RP Plan to Restructure R Restructure DELAY School Improvement Status HOLD School Improvement Status