



SC Annual School Report Card Summary

Lesslie Elementary
York 3 - Rock Hill Schools
Grades: K-5 **Enrollment: 414**
Principal: Seberina Myles
Superintendent: Dr. Lynn P. Moody
Board Chair: Bob Norwood

PERFORMANCE

Comprehensive detail, including definitions of ratings, performance criteria, and explanations of status, is available on www.ed.sc.gov and www.eoc.sc.gov as well as school and school district websites. Printed versions are available from school districts upon request.

YEAR	ABSOLUTE RATING	GROWTH RATING	PALMETTO GOLD AND SILVER AWARD		ESEA/FEDERAL ACCOUNTABILITY RATING SYSTEM	
			General Performance	Closing the Gap	ESEA Grade	Accountability Indicator
2012	Average	Average	TBD	TBD	A	N/A
2011	Good	Average	Silver	N/A	Not Met	N/A
2010	Good	Average	N/A	N/A	Met	N/A

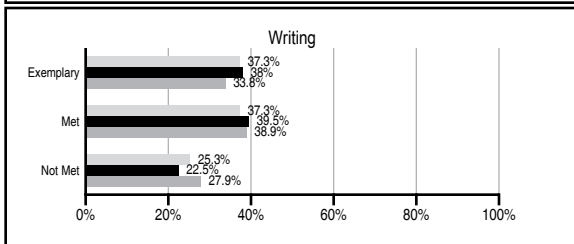
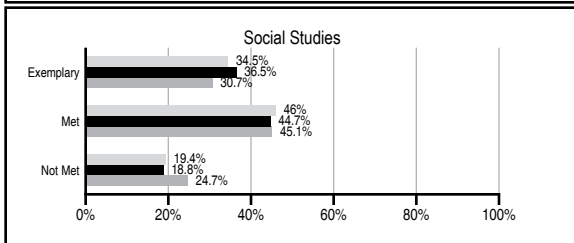
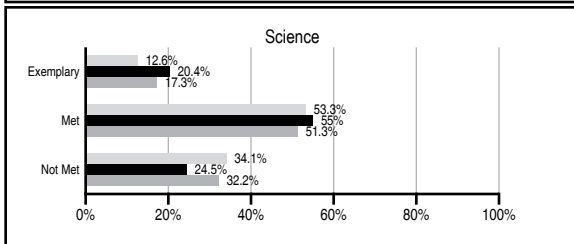
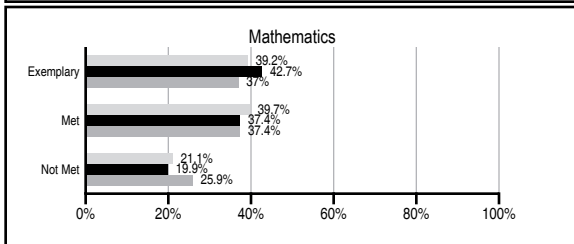
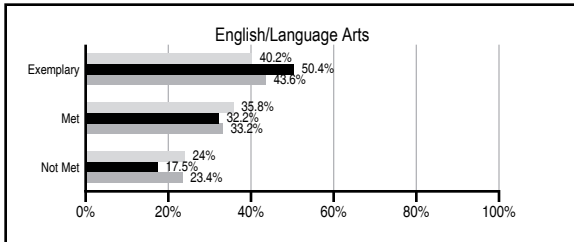
ABSOLUTE RATINGS OF ELEMENTARY SCHOOLS WITH STUDENTS LIKE OURS*

EXCELLENT	GOOD	AVERAGE	BELOW AVERAGE	AT-RISK
42	31	18	1	0

* Ratings are calculated with data available by 11/07/2012. Schools with Students Like Ours are Elementary Schools with Poverty Indices of no more than 5% above or below the index for this school.

PASS PERFORMANCE

Our School
 Elementary Schools with Students Like Ours
 Elementary schools statewide



NAEP PERFORMANCE*

* Performance reported for SC and nation, data not available at school level. Percentages at NAEP Achievement Levels.



SC PERFORMANCE VISION

By 2020 all students will graduate with the knowledge and skills necessary to compete successfully in the global economy, participate in a democratic society and contribute positively as members of families and communities.

Abbreviations Key

N/A Not Applicable N/AV Not Available N/C Not Collected N/R Not Reported I/S Insufficient Sample TBD To be determined

Lesslie Elementary [York 3 - Rock Hill Schools]

SCHOOL PROFILE

	Our School	Change from Last Year	Elementary Schools with Students Like Ours	Median Elementary School
Students (n=414)				
Retention rate	1.0%	Up from 0.7%	0.9%	1.0%
Attendance rate	96.0%	Up from 95.7%	96.6%	96.6%
Served by gifted and talented program	N/AV	N/AV	N/AV	N/AV
With disabilities other than speech	N/AV	N/AV	N/AV	N/AV
Older than usual for grade	N/AV	N/AV	N/AV	N/AV
Out-of-school suspensions or expulsions for violent and/or criminal offenses	0.0%	No Change	0.0%	0.0%
Teachers (n=26)				
Teachers with advanced degrees	73.1%	Down from 76.7%	63.6%	63.0%
Continuing contract teachers	N/AV	N/AV	N/AV	N/AV
Teachers returning from previous year	85.3%	Up from 82.6%	89.4%	88.7%
Teacher attendance rate	96.4%	Down from 96.8%	95.2%	95.1%
Average teacher salary*	\$50,457	Up 3.9%	\$48,566	\$47,210
Classes not taught by highly qualified teachers	0.0%	Down from 3.0%	0.0%	0.0%
Professional development days/teacher	11.2 days	Up from 5.8 days	12.0 days	10.5 days
School				
Principal's years at school	7.0	Up from 6.0	5.0	4.0
Student-teacher ratio in core subjects	20.1 to 1	Down from 21.4 to 1	20.2 to 1	20.0 to 1
Prime instructional time	90.5%	Down from 91.2%	90.3%	90.5%
Opportunities in the arts	Good	No Change	Good	Good
SACS accreditation	Yes	No Change	Yes	Yes
Parents attending conferences	98.9%	Down from 100.0%	100.0%	100.0%
Character development program	Good	Down from Excellent	Excellent	Excellent
Dollars spent per pupil**	\$5,996	Down 7.6%	\$6,876	\$7,247
Percent of expenditures for instruction**	71.8%	Down from 74.4%	67.9%	68.2%
Percent of expenditures for teacher salaries**	71.0%	Down from 73.5%	65.9%	65.7%
ESEA composite index score	95.0	N/A	94.2	91.9

* Length of contract = 185+ days.

** Prior year audited financial data available.

REPORT OF PRINCIPAL AND SCHOOL IMPROVEMENT COUNCIL

The 2011-2012 school year was another successful year at Lesslie Elementary School. Our school was awarded the Palmetto Silver award from the South Carolina Department of Education for attaining a high level of absolute performance or growth on the Palmetto Assessment of State Standards. We are extremely proud of the hard work of our students, parents, teachers, and staff. Our high quality faculty continued to increase their skills by participating in book studies, workshops, attending a variety of summer courses and staff development throughout the school year. These efforts allowed our teachers to hone their professional skills and improve instructional teaching strategies. The professional development resulted in an increase in the effectiveness of differentiated instruction, utilizing common assessments, analyzing data, and implementing best practices in the use of technologies. Several teachers earned advanced degrees in the field of education while others are pursuing advanced degrees and National Board Certification. Our PTO remains creative, focused, and supportive of students and staff. Their efforts have assisted us in acquiring additional books, technology, staff development and instructional supplies and materials. Our PTO has volunteered numerous hours of time and service to our students, teachers, and staff. Our PTO and SIC have been integral in assisting us to communicate the mission, goals and vision for Lesslie. The Lesslie faculty and staff will continue to develop innovative strategies to address the individual needs of all students. Lesslie Elementary School remains committed to providing students with learning opportunities that will meet the needs of the 21st Century Learner.

Seberina Myles, Principal

Denise Holland, School Improvement Council - Chair

EVALUATION RESULTS

	Teachers	Students*	Parents*
Number of surveys returned	15	52	46
Percent satisfied with learning environment	93.3%	86.5%	93.5%
Percent satisfied with social and physical environment	93.3%	84.3%	91.1%
Percent satisfied with school-home relations	78.6%	86.0%	86.4%

*Only students at the highest elementary school grade level at this school and their parents were included.

Comprehensive detail, including definitions of ratings, performance criteria, and explanations of status, is available on www.ed.sc.gov and www.eoc.sc.gov as well as school and school district websites.

Printed versions are available from school districts upon request.

Abbreviations Key

N/A Not Applicable N/AV Not Available N/C Not Collected N/R Not Reported I/S Insufficient Sample TBD To be determined
 NI Newly Identified CSI Continuing School Improvement CA Corrective Action RP Plan to Restructure R Restructure DELAY School Improvement Status HOLD School Improvement Status