



# SC Annual School Report Card Summary

Ebinport Elementary School  
 York 3 - Rock Hill Schools  
 Grades: K-5 Enrollment: 538  
 Principal: Shane A. Goodwin  
 Superintendent: Dr. Lynn P. Moody  
 Board Chair: Bob Norwood

## PERFORMANCE

Comprehensive detail, including definitions of ratings, performance criteria, and explanations of status, is available on [www.ed.sc.gov](http://www.ed.sc.gov) and [www.eoc.sc.gov](http://www.eoc.sc.gov) as well as school and school district websites. Printed versions are available from school districts upon request.

YEAR	ABSOLUTE RATING	GROWTH RATING	PALMETTO GOLD AND SILVER AWARD		ESEA/FEDERAL ACCOUNTABILITY RATING SYSTEM	
			General Performance	Closing the Gap	ESEA Grade	Accountability Indicator
2012	Good	Excellent	TBD	TBD	A	N/A
2011	Good	Average	Silver	N/A	Not Met	N/A
2010	Average	Average	N/A	N/A	Not Met	N/A

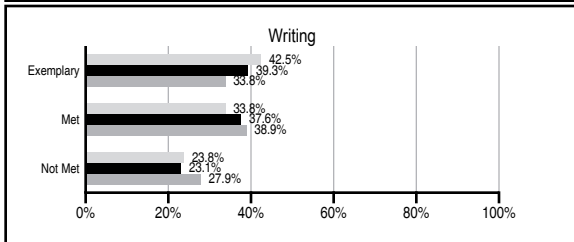
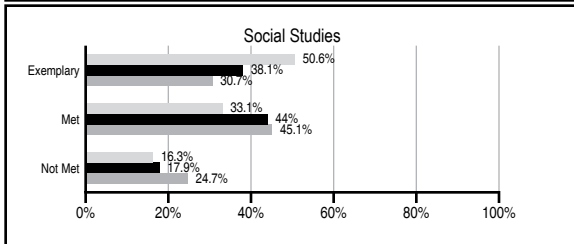
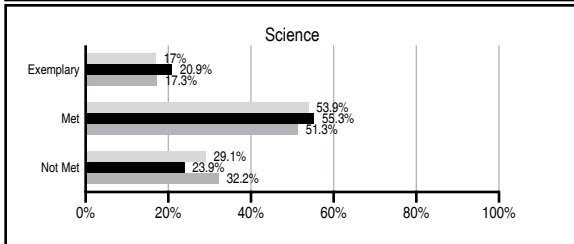
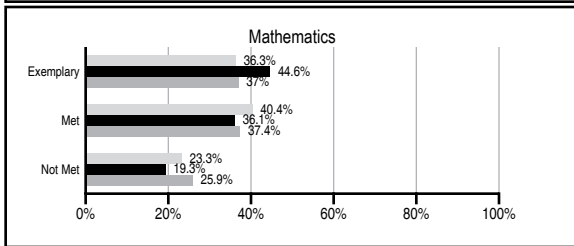
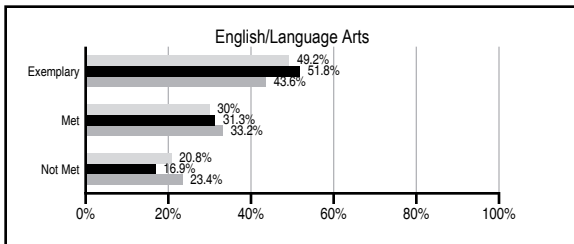
## ABSOLUTE RATINGS OF ELEMENTARY SCHOOLS WITH STUDENTS LIKE OURS\*

EXCELLENT	GOOD	AVERAGE	BELOW AVERAGE	AT-RISK
45	28	9	1	0

\* Ratings are calculated with data available by 11/07/2012. Schools with Students Like Ours are Elementary Schools with Poverty Indices of no more than 5% above or below the index for this school.

## PASS PERFORMANCE

Our School  
 Elementary Schools with Students Like Ours  
 Elementary schools statewide



## NAEP PERFORMANCE\*

\* Performance reported for SC and nation, data not available at school level. Percentages at NAEP Achievement Levels.



## SC PERFORMANCE VISION

*By 2020 all students will graduate with the knowledge and skills necessary to compete successfully in the global economy, participate in a democratic society and contribute positively as members of families and communities.*

### Abbreviations Key

N/A Not Applicable N/AV Not Available N/C Not Collected N/R Not Reported I/S Insufficient Sample TBD To be determined

# Ebinport Elementary School [York 3 - Rock Hill Schools]

## SCHOOL PROFILE

	Our School	Change from Last Year	Elementary Schools with Students Like Ours	Median Elementary School
<b>Students (n=538)</b>				
Retention rate	0.9%	Up from 0.6%	0.9%	1.0%
Attendance rate	96.6%	Up from 96.1%	96.9%	96.6%
Served by gifted and talented program	N/AV	N/AV	N/AV	N/AV
With disabilities other than speech	N/AV	N/AV	N/AV	N/AV
Older than usual for grade	N/AV	N/AV	N/AV	N/AV
Out-of-school suspensions or expulsions for violent and/or criminal offenses	0.0%	No Change	0.0%	0.0%
<b>Teachers (n=31)</b>				
Teachers with advanced degrees	74.2%	Up from 71.9%	63.5%	63.0%
Continuing contract teachers	N/AV	N/AV	N/AV	N/AV
Teachers returning from previous year	88.6%	Down from 90.6%	90.5%	88.7%
Teacher attendance rate	94.6%	Down from 96.6%	95.0%	95.1%
Average teacher salary*	\$52,362	Up 1.5%	\$48,812	\$47,210
Classes not taught by highly qualified teachers	0.0%	No Change	0.0%	0.0%
Professional development days/teacher	10.3 days	Down from 11.2 days	10.9 days	10.5 days
<b>School</b>				
Principal's years at school	5.0	Up from 4.0	5.0	4.0
Student-teacher ratio in core subjects	22.1 to 1	Up from 20.6 to 1	20.2 to 1	20.0 to 1
Prime instructional time	89.4%	Down from 91.4%	90.6%	90.5%
Opportunities in the arts	Good	No Change	Good	Good
SACS accreditation	Yes	No Change	Yes	Yes
Parents attending conferences	99.7%	Down from 100.0%	100.0%	100.0%
Character development program	Excellent	No Change	Excellent	Excellent
Dollars spent per pupil**	\$6,447	Up 1.9%	\$6,868	\$7,247
Percent of expenditures for instruction**	73.3%	Down from 74.2%	68.4%	68.2%
Percent of expenditures for teacher salaries**	72.3%	Down from 73.1%	66.4%	65.7%
ESEA composite index score	96.9	N/A	94.8	91.9

\* Length of contract = 185+ days.

\*\* Prior year audited financial data available.

## REPORT OF PRINCIPAL AND SCHOOL IMPROVEMENT COUNCIL

Ebinport currently serves over 540 students in kindergarten through grade five. The school environment at Ebinport welcomes, promotes, and encourages respect for diversity. Ebinport is a School of Choice for World Languages and Global Studies. To ensure academic gains for struggling students, classroom teachers implement Response to Intervention (RTI) plans to pinpoint and direct instruction. For students working ahead of grade level curriculum, challenging opportunities abound in every classroom to take children to the next academic level. Weekly clubs are offered to promote and enrich students' talents and gifts, and every child receives Spanish instruction five days per week.

MAPS data collected throughout the year displayed marked improvement in achievement for students in all subgroups in math and reading. The staff and school administration expect even more growth in all academic areas as instruction continues to be more fine-tuned with the use of data notebooks and common grade level assessments.

Ebinport Elementary continues to strive to create the best learning environment for our students. By working together with all who have an interest in our school and in our students, we will do whatever it takes to provide for the academic, physical, social, and emotional needs of our students and their families.

Shane Goodwin, Principal  
Debra Van Aller-Dahlin, SIC Chair

## EVALUATION RESULTS

	Teachers	Students*	Parents*
Number of surveys returned	34	68	40
Percent satisfied with learning environment	88.2%	95.5%	94.6%
Percent satisfied with social and physical environment	91.2%	92.3%	95.0%
Percent satisfied with school-home relations	93.8%	98.5%	100.0%

\*Only students at the highest elementary school grade level at this school and their parents were included.

Comprehensive detail, including definitions of ratings, performance criteria, and explanations of status, is available on [www.ed.sc.gov](http://www.ed.sc.gov) and [www.eoc.sc.gov](http://www.eoc.sc.gov) as well as school and school district websites.

Printed versions are available from school districts upon request.

### Abbreviations Key

N/A Not Applicable N/AV Not Available N/C Not Collected N/R Not Reported I/S Insufficient Sample TBD To be determined  
NI Newly Identified CSI Continuing School Improvement CA Corrective Action RP Plan to Restructure R Restructure DELAY School Improvement Status HOLD School Improvement Status