



# SC Annual School Report Card Summary

**Ebenezer Ave. Elementary**  
**York 3 - Rock Hill Schools**  
**Grades: PK-6**      **Enrollment: 319**  
**Principal: Johneka Simmons**  
**Superintendent: Dr. Lynn P. Moody**  
**Board Chair: Bob Norwood**

## PERFORMANCE

Comprehensive detail, including definitions of ratings, performance criteria, and explanations of status, is available on [www.ed.sc.gov](http://www.ed.sc.gov) and [www.eoc.sc.gov](http://www.eoc.sc.gov) as well as school and school district websites. Printed versions are available from school districts upon request.

YEAR	ABSOLUTE RATING	GROWTH RATING	PALMETTO GOLD AND SILVER AWARD		ESEA/FEDERAL ACCOUNTABILITY RATING SYSTEM	
			General Performance	Closing the Gap	ESEA Grade	Accountability Indicator
2012	Average	Average	TBD	TBD	A	N/A
2011	Average	Average	Silver	N/A	Not Met	N/A
2010	Average	Good	Silver	N/A	Met	N/A

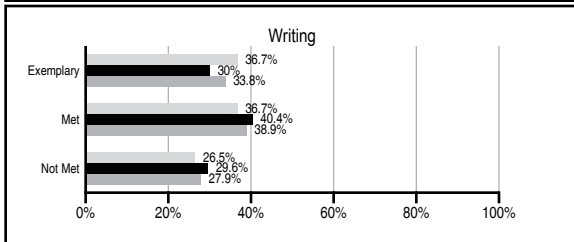
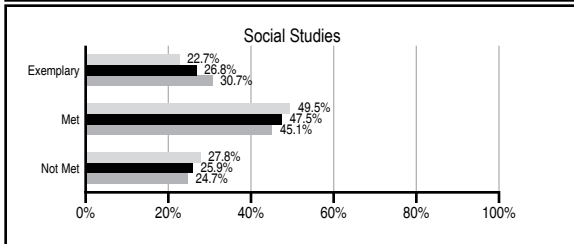
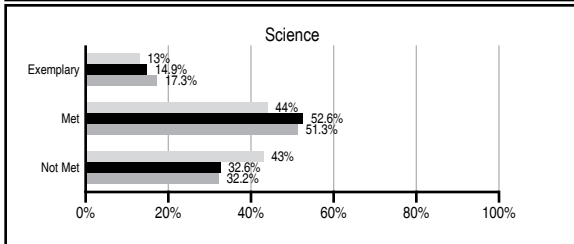
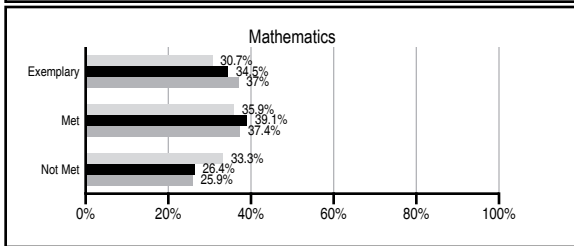
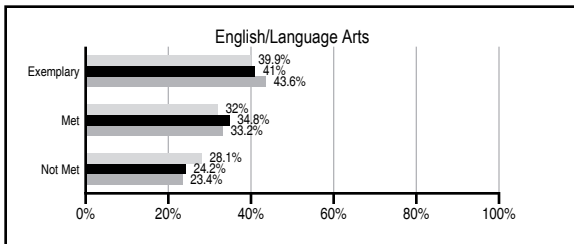
## ABSOLUTE RATINGS OF ELEMENTARY SCHOOLS WITH STUDENTS LIKE OURS\*

EXCELLENT	GOOD	AVERAGE	BELOW AVERAGE	AT-RISK
16	35	70	5	0

\* Ratings are calculated with data available by 11/07/2012. Schools with Students Like Ours are Elementary Schools with Poverty Indices of no more than 5% above or below the index for this school.

## PASS PERFORMANCE

Our School     
  Elementary Schools with Students Like Ours     
  Elementary schools statewide



## NAEP PERFORMANCE\*

\* Performance reported for SC and nation, data not available at school level. Percentages at NAEP Achievement Levels.



## SC PERFORMANCE VISION

*By 2020 all students will graduate with the knowledge and skills necessary to compete successfully in the global economy, participate in a democratic society and contribute positively as members of families and communities.*

### Abbreviations Key

N/A Not Applicable N/AV Not Available N/C Not Collected N/R Not Reported I/S Insufficient Sample TBD To be determined

# Ebenezer Ave. Elementary [York 3 - Rock Hill Schools]

## SCHOOL PROFILE

	Our School	Change from Last Year	Elementary Schools with Students Like Ours	Median Elementary School
<b>Students (n=319)</b>				
Retention rate	0.3%	No Change	1.3%	1.0%
Attendance rate	96.3%	Up from 95.5%	96.3%	96.6%
Served by gifted and talented program	N/AV	N/AV	N/AV	N/AV
With disabilities other than speech	N/AV	N/AV	N/AV	N/AV
Older than usual for grade	N/AV	N/AV	N/AV	N/AV
Out-of-school suspensions or expulsions for violent and/or criminal offenses	N/R	N/R	0.0%	0.0%
<b>Teachers (n=26)</b>				
Teachers with advanced degrees	69.2%	Down from 72.0%	61.9%	63.0%
Continuing contract teachers	N/AV	N/AV	N/AV	N/AV
Teachers returning from previous year	91.1%	Up from 89.3%	89.6%	88.7%
Teacher attendance rate	95.3%	Down from 97.1%	94.9%	95.1%
Average teacher salary*	\$51,295	Up 3.4%	\$47,463	\$47,210
Classes not taught by highly qualified teachers	0.0%	No Change	0.0%	0.0%
Professional development days/teacher	N/R	N/R	10.5 days	10.5 days
<b>School</b>				
Principal's years at school	N/R	N/R	5.0	4.0
Student-teacher ratio in core subjects	N/R	N/R	20.0 to 1	20.0 to 1
Prime instructional time	90.0%	Down from 90.8%	89.8%	90.5%
Opportunities in the arts	Poor	Down from Good	Good	Good
SACS accreditation	No	Down from Yes	Yes	Yes
Parents attending conferences	N/R	N/R	100.0%	100.0%
Character development program	N/R	N/R	Excellent	Excellent
Dollars spent per pupil**	\$8,090	Down 1.1%	\$7,290	\$7,247
Percent of expenditures for instruction**	70.4%	Down from 71.3%	67.7%	68.2%
Percent of expenditures for teacher salaries**	69.5%	Down from 70.3%	65.1%	65.7%
ESEA composite index score	93.1	N/A	88.6	91.9

\* Length of contract = 185+ days.

\*\* Prior year audited financial data available.

## EVALUATION RESULTS

	Teachers	Students*	Parents*
Number of surveys returned	19	45	19
Percent satisfied with learning environment	100.0%	95.5%	88.9%
Percent satisfied with social and physical environment	94.4%	86.7%	89.5%
Percent satisfied with school-home relations	84.2%	91.1%	72.2%

\*Only students at the highest elementary school grade level at this school and their parents were included.

## REPORT OF PRINCIPAL AND SCHOOL IMPROVEMENT COUNCIL

Ebenezer Avenue Leadership Academy students are working through the process of becoming motivating, compassionate role models who will apply good communication skills as visionaries and leaders of tomorrow. Our goal is to continue to provide a solid foundation and elite opportunities for our student leaders each and every school year. Students in grades pre-kindergarten through sixth have been formally introduced to the school's leadership focus and, this year, began establishing their individual and group leadership roles and responsibilities. The school community has embraced the concept and new partnerships have been developed as a result of businesses volunteering to support the initiative. During the 2011-2012 term, the newly added sixth grade students successfully implemented the district's first student-led leadership conference for student leader representatives throughout the district. We are dedicated to our new school-wide focus and as a result, our students are truly "Leading the Way!"

This school year has been a tremendous success for everyone involved in the educational journey of our students. Our PTO sponsored the first "Family Fun Run" as a healthy option to raising money for the school as well as held many other supportive events! Winthrop University conducted scheduled classes for physical education majors on Ebenezer Avenue's campus for the first time in the history of the school. Learning was heightened to a new level and expanded beyond the walls of the school due to the support of PTO, SIC and business partnerships! The incorporation of new technology such as iPads and sponsorships of field studies allowed the curriculum to come ALIVE for the students. We are very thankful for our parent volunteers and business partnerships!

In order to further our quest to increase academic success and recognize the important role that effective leadership skills play in educating our students, we invite you to join us in leading our leaders of tomorrow!

Johneka L. Simmons, Principal  
Sandra McDonald, SIC Chair

Comprehensive detail, including definitions of ratings, performance criteria, and explanations of status, is available on [www.ed.sc.gov](http://www.ed.sc.gov) and [www.eoc.sc.gov](http://www.eoc.sc.gov) as well as school and school district websites.

Printed versions are available from school districts upon request.

### Abbreviations Key

N/A Not Applicable N/AV Not Available N/C Not Collected N/R Not Reported I/S Insufficient Sample TBD To be determined  
NI Newly Identified CSI Continuing School Improvement CA Corrective Action RP Plan to Restructure R Restructure DELAY School Improvement Status HOLD School Improvement Status