



SC Annual School Report Card Summary

Bellevue Elementary School
York 3 - Rock Hill Schools
Grades: PK-5 **Enrollment: 454**
Principal: John Kirell
Superintendent: Dr. Lynn P. Moody
Board Chair: Bob Norwood

PERFORMANCE

Comprehensive detail, including definitions of ratings, performance criteria, and explanations of status, is available on www.ed.sc.gov and www.eoc.sc.gov as well as school and school district websites. Printed versions are available from school districts upon request.

YEAR	ABSOLUTE RATING	GROWTH RATING	PALMETTO GOLD AND SILVER AWARD		ESEA/FEDERAL ACCOUNTABILITY RATING SYSTEM	
			General Performance	Closing the Gap	ESEA Grade	Accountability Indicator
2012	Good	Good	TBD	TBD	B	Focus
2011	Good	Good	Silver	N/A	Not Met	N/A
2010	Good	Good	Silver	Silver	Met	N/A

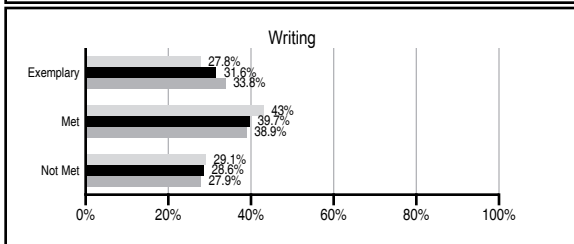
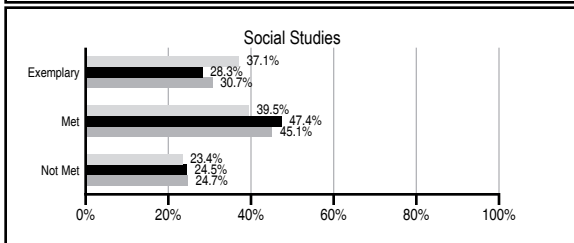
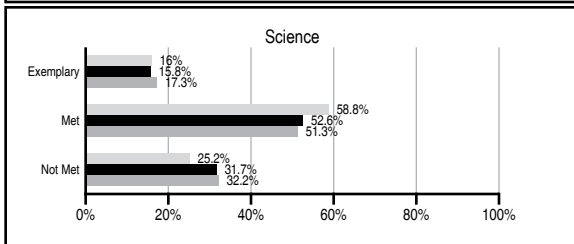
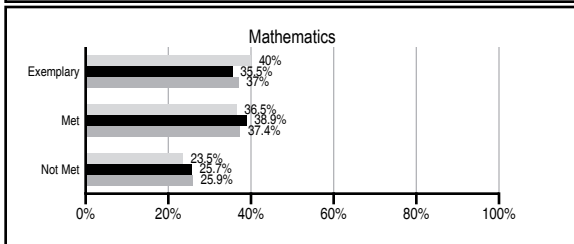
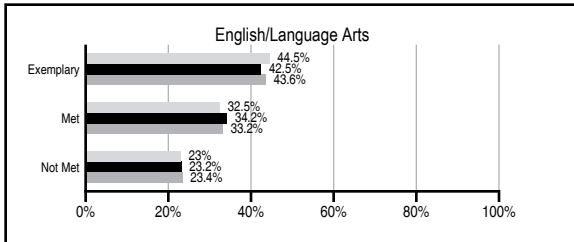
ABSOLUTE RATINGS OF ELEMENTARY SCHOOLS WITH STUDENTS LIKE OURS*

EXCELLENT	GOOD	AVERAGE	BELOW AVERAGE	AT-RISK
20	44	59	5	0

* Ratings are calculated with data available by 11/07/2012. Schools with Students Like Ours are Elementary Schools with Poverty Indices of no more than 5% above or below the index for this school.

PASS PERFORMANCE

Our School
 Elementary Schools with Students Like Ours
 Elementary schools statewide



NAEP PERFORMANCE*

* Performance reported for SC and nation, data not available at school level. Percentages at NAEP Achievement Levels.



SC PERFORMANCE VISION

By 2020 all students will graduate with the knowledge and skills necessary to compete successfully in the global economy, participate in a democratic society and contribute positively as members of families and communities.

Abbreviations Key

N/A Not Applicable N/AV Not Available N/C Not Collected N/R Not Reported I/S Insufficient Sample TBD To be determined

Bellevue Elementary School [York 3 - Rock Hill

SCHOOL PROFILE

	Our School	Change from Last Year	Elementary Schools with Students Like Ours	Median Elementary School
Students (n=454)				
Retention rate	0.7%	Up from 0.5%	1.2%	1.0%
Attendance rate	96.7%	Up from 96.6%	96.3%	96.6%
Served by gifted and talented program	N/AV	N/AV	N/AV	N/AV
With disabilities other than speech	N/AV	N/AV	N/AV	N/AV
Older than usual for grade	N/AV	N/AV	N/AV	N/AV
Out-of-school suspensions or expulsions for violent and/or criminal offenses	0.0%	No Change	0.0%	0.0%
Teachers (n=32)				
Teachers with advanced degrees	71.9%	Up from 65.6%	61.9%	63.0%
Continuing contract teachers	N/AV	N/AV	N/AV	N/AV
Teachers returning from previous year	92.2%	Up from 86.6%	89.4%	88.7%
Teacher attendance rate	96.5%	Down from 96.9%	95.1%	95.1%
Average teacher salary*	\$48,068	Up 3.3%	\$47,351	\$47,210
Classes not taught by highly qualified teachers	0.0%	No Change	0.0%	0.0%
Professional development days/teacher	2.6 days	Down from 13.8 days	10.8 days	10.5 days
School				
Principal's years at school	4.0	Up from 3.0	5.0	4.0
Student-teacher ratio in core subjects	17.6 to 1	Down from 20.3 to 1	20.0 to 1	20.0 to 1
Prime instructional time	91.9%	Up from 91.6%	90.1%	90.5%
Opportunities in the arts	Good	No Change	Good	Good
SACS accreditation	Yes	No Change	Yes	Yes
Parents attending conferences	100.0%	No Change	100.0%	100.0%
Character development program	Good	No Change	Excellent	Excellent
Dollars spent per pupil**	\$7,342	Down 2.0%	\$7,230	\$7,247
Percent of expenditures for instruction**	73.1%	Down from 75.0%	67.7%	68.2%
Percent of expenditures for teacher salaries**	72.0%	Down from 73.1%	65.4%	65.7%
ESEA composite index score	84.4	N/A	91.0	91.9

* Length of contract = 185+ days.

** Prior year audited financial data available.

EVALUATION RESULTS

	Teachers	Students*	Parents*
Number of surveys returned	25	65	41
Percent satisfied with learning environment	100.0%	87.7%	90.0%
Percent satisfied with social and physical environment	100.0%	89.2%	90.2%
Percent satisfied with school-home relations	84.0%	93.8%	90.0%

*Only students at the highest elementary school grade level at this school and their parents were included.

REPORT OF PRINCIPAL AND SCHOOL IMPROVEMENT COUNCIL

Bellevue Elementary School has been a wonderful place to teach and learn since 1955 and the 2011-12 school year was no different. We were awarded the Palmetto Silver Award for the fourth consecutive year for closing the achievement gap. Our teachers received over \$10,000 in grants and awards and our students raised over \$7,000 for various charitable organizations. Elicia Miller, our 4 year old kindergarten teacher, was selected as our Teacher of the Year. We are encouraged by the progress we continue to make and look forward to the 2012-13 school year.

Bellevue Elementary School has a very diverse school community with four continents represented in our current enrollment of approximately 470 students K4-5th grade. We are a Title 1 school with 78% of our students qualifying for subsidized meals. Our dedicated faculty is highly qualified with nearly 75% having either a master's degree or National Board Certification.

It is our mission to provide a safe and nurturing environment rich with learning opportunities. Our decisions for school improvement are driven by what is best for children. Our challenge to the students and their families is to take an active role in their own education. The instruction at Bellevue is determined by the individual interests and needs of each learner. We strive to build background experiences by making learning authentic and real world related.

Recognizing that learning is much more than reading and writing our students have plenty of opportunities to develop themselves emotionally and physically. Programs such as Kids on the Ball, Trailblazers, and Girls on the Run all promote healthy lifestyles by staying active and eating well. Our Eco Police lead the charge for our recycling efforts as well as educate their peers about the needs to be more environmentally conscious. The Student Ambassadors serve as mentors to new students to our school as they begin to get acclimated to their new school.

Parents and other family members are also provided with opportunities to make a difference in our school community. Our PTO in recent years has really reached out to our families and we are beginning to have more and more volunteers in the building. Last year the PTO was able to buy a new LED sign for our entrance area. There fundraising efforts also provided 10 scholarships for fourth and fifth grade students for a field trip to Charleston, SC. PTO hosts events such as Movie Nights, Fall Festival, Spring Dance, Muffins for Mom, Donuts for Dad, and Goodies for Grandparents.

We also have a very dedicated School Improvement Council and Parent Advisory Board. These groups allow us the opportunity to discuss school improvement and gain support for new initiatives school. SIC and PAB also serve a valuable role in gathering feedback from families that do not participate on either committee.

Bellevue Elementary School is a great place to teach and learn!

Comprehensive detail, including definitions of ratings, performance criteria, and explanations of status, is available on www.ed.sc.gov and www.eoc.sc.gov as well as school and school district websites.

Printed versions are available from school districts upon request.

Abbreviations Key

N/A Not Applicable N/AV Not Available N/C Not Collected N/R Not Reported I/S Insufficient Sample TBD To be determined

NI Newly Identified CSI Continuing School Improvement CA Corrective Action RP Plan to Restructure R Restructure DELAY School Improvement Status HOLD School Improvement Status