



# SC Annual School Report Card Summary

Harold C. Johnson Elementary School  
 York School District One  
 Grades: PK-4 Enrollment: 437  
 Principal: Mark Hendry  
 Superintendent: Dr Vernon Prosser  
 Board Chair: Shirley Harris

## PERFORMANCE

Comprehensive detail, including definitions of ratings, performance criteria, and explanations of status, is available on [www.ed.sc.gov](http://www.ed.sc.gov) and [www.eoc.sc.gov](http://www.eoc.sc.gov) as well as school and school district websites. Printed versions are available from school districts upon request.

YEAR	ABSOLUTE RATING	GROWTH RATING	PALMETTO GOLD AND SILVER AWARD		ESEA/FEDERAL ACCOUNTABILITY RATING SYSTEM	
			General Performance	Closing the Gap	ESEA Grade	Accountability Indicator
2012	Average	Average	TBD	TBD	C	N/A
2011	N/A	N/A	N/A	N/A	N/A	N/A
2010	N/A	N/A	N/A	N/A	N/A	N/A

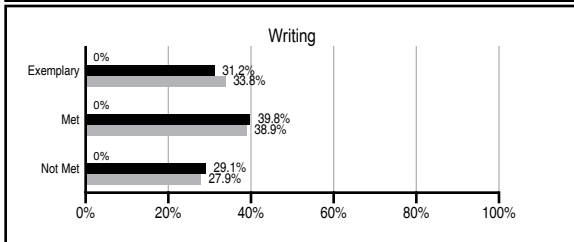
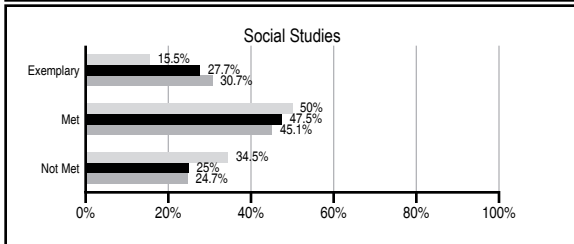
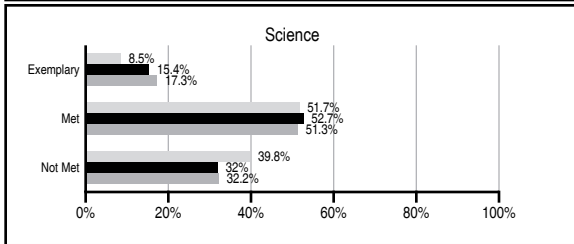
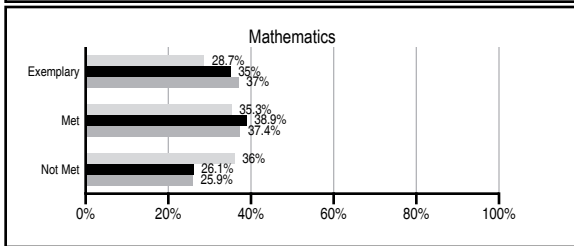
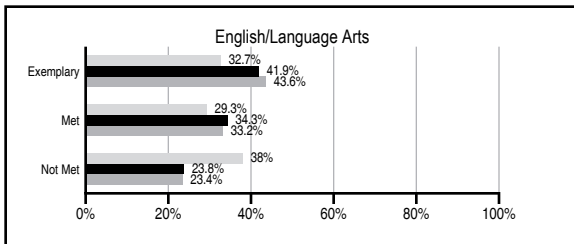
## ABSOLUTE RATINGS OF ELEMENTARY SCHOOLS WITH STUDENTS LIKE OURS\*

EXCELLENT	GOOD	AVERAGE	BELOW AVERAGE	AT-RISK
19	41	63	5	0

\* Ratings are calculated with data available by 11/07/2012. Schools with Students Like Ours are Elementary Schools with Poverty Indices of no more than 5% above or below the index for this school.

## PASS PERFORMANCE

Our School  
 Elementary Schools with Students Like Ours  
 Elementary schools statewide



## NAEP PERFORMANCE\*

\* Performance reported for SC and nation, data not available at school level. Percentages at NAEP Achievement Levels.



## SC PERFORMANCE VISION

*By 2020 all students will graduate with the knowledge and skills necessary to compete successfully in the global economy, participate in a democratic society and contribute positively as members of families and communities.*

### Abbreviations Key

N/A Not Applicable N/AV Not Available N/C Not Collected N/R Not Reported I/S Insufficient Sample TBD To be determined

**Harold C. Johnson Elementary School  
[York School District One]**

**SCHOOL PROFILE**

	Our School	Change from Last Year	Elementary Schools with Students Like Ours	Median Elementary School
<b>Students (n=437)</b>				
Retention rate	0.0%	N/A	1.2%	1.0%
Attendance rate	96.7%	N/A	96.3%	96.6%
Served by gifted and talented program	N/AV	N/AV	N/AV	N/AV
With disabilities other than speech	N/AV	N/AV	N/AV	N/AV
Older than usual for grade	N/AV	N/AV	N/AV	N/AV
Out-of-school suspensions or expulsions for violent and/or criminal offenses	0.0%	N/R	0.0%	0.0%
<b>Teachers (n=24)</b>				
Teachers with advanced degrees	79.2%	N/A	62.1%	63.0%
Continuing contract teachers	N/AV	N/AV	N/AV	N/AV
Teachers returning from previous year	N/A	N/A	89.4%	88.7%
Teacher attendance rate	95.9%	N/R	94.9%	95.1%
Average teacher salary*	\$47,400	I/S	\$47,463	\$47,210
Classes not taught by highly qualified teachers	0.0%	N/A	0.0%	0.0%
Professional development days/teacher	6.4 days	N/R	10.8 days	10.5 days
<b>School</b>				
Principal's years at school	1.0	N/R	5.0	4.0
Student-teacher ratio in core subjects	21.2 to 1	N/R	19.7 to 1	20.0 to 1
Prime instructional time	92.1%	N/R	90.0%	90.5%
Opportunities in the arts	Good	N/R	Good	Good
SACS accreditation	Yes	N/R	Yes	Yes
Parents attending conferences	100.0%	N/R	100.0%	100.0%
Character development program	Excellent	N/R	Excellent	Excellent
Dollars spent per pupil**	N/A	N/A	\$7,322	\$7,247
Percent of expenditures for instruction**	N/A	N/A	67.7%	68.2%
Percent of expenditures for teacher salaries**	N/A	N/A	65.2%	65.7%
ESEA composite index score	78.3	N/A	88.6	91.9

\* Length of contract = 185+ days.

\*\* Prior year audited financial data available.

**EVALUATION RESULTS**

	Teachers	Students*	Parents*
Number of surveys returned	22	84	50
Percent satisfied with learning environment	90.9%	91.6%	85.7%
Percent satisfied with social and physical environment	86.4%	92.6%	88.0%
Percent satisfied with school-home relations	77.3%	78.3%	88.0%

\*Only students at the highest elementary school grade level at this school and their parents were included.

**REPORT OF PRINCIPAL AND SCHOOL IMPROVEMENT COUNCIL**

Isn't it amazing how fast time passes? It seems like just yesterday that all of our new students, parents, and staff assembled in the auditorium on August 15, 2011, the night of our first annual "Jaguar Jubilee". Everyone was so excited to see our new school and meet his/her new teacher. It was a great beginning to what has turned out to be a very successful school year. The focus has not only been on improving student achievement but also on building new relationships, establishing traditions, and making Harold C. Johnson Elementary School a great place to learn for our boys and girls.

Our vision is to build the foundation for tomorrow by sparking potential and inspiring success in our students. We worked this year to accomplish this by focusing on four target areas: (1) using data to make informed instructional decisions, (2) incorporating literacy across the curriculum, (3) providing extra time/extra assistance, and (4) using technology to engage students and enhance instruction. A few examples of how we targeted these four areas include using MAP (Measures of Academic Progress) and DRA (Developmental Reading Assessment) to improve literacy and math skills, implementing "J.J.'s Reading Challenge" to encourage students to read an additional 20 minutes per day, providing math and reading assistance before and after school, and using the promethean board in each classroom to help students become more actively engaged in learning. We will continue to focus on these four target areas during the 2012-2013 school year.

Our parents and community members play an integral role in the success of our children. Our outstanding PTO, School Improvement Council, parent and community volunteers, and local businesses all work hard to support our students and to help them become successful. Thank you for your support of our programs and events such as Family Literacy Night, Wake Up and Read Days, Quarterly Awards Programs, the PTO Fall Fundraiser, and the Fall Frenzy School Carnival. Your generous book donations also enabled us to provide a wonderful Book Exchange program so that our children would continue to have access to new reading materials. We are so thankful for all that you do for our school.

As you review the data from this report card, please let it be a reminder that we still have much to do in order to prepare our students for their bright futures. It truly does take a village to raise a child, and we look forward to the continued support of our parents and community to help our students reach their full potential. We would like to sincerely thank all of our stakeholders for this year's accomplishments and for making Harold C. Johnson a great place to learn.

Mark Hendry, Principal  
Katie Wade, Chairperson/School Improvement Council

Comprehensive detail, including definitions of ratings, performance criteria, and explanations of status, is available on [www.ed.sc.gov](http://www.ed.sc.gov) and [www.eoc.sc.gov](http://www.eoc.sc.gov) as well as school and school district websites.

Printed versions are available from school districts upon request.

**Abbreviations Key**

N/A Not Applicable N/AV Not Available N/C Not Collected N/R Not Reported I/S Insufficient Sample TBD To be determined  
NI Newly Identified CSI Continuing School Improvement CA Corrective Action RP Plan to Restructure R Restructure DELAY School Improvement Status HOLD School Improvement Status