



SC Annual School Report Card Summary

Cotton Belt Elementary
 York School District One
 Grades: PK-4 Enrollment: 439
 Principal: Jennifer Bolin
 Superintendent: Dr Vernon Prosser
 Board Chair: Shirley Harris

PERFORMANCE

Comprehensive detail, including definitions of ratings, performance criteria, and explanations of status, is available on www.ed.sc.gov and www.eoc.sc.gov as well as school and school district websites. Printed versions are available from school districts upon request.

YEAR	ABSOLUTE RATING	GROWTH RATING	PALMETTO GOLD AND SILVER AWARD		ESEA/FEDERAL ACCOUNTABILITY RATING SYSTEM	
			General Performance	Closing the Gap	ESEA Grade	Accountability Indicator
2012	Good	Excellent	TBD	TBD	A	Reward
2011	Average	Average	Silver	N/A	Not Met	N/A
2010	Average	Average	N/A	N/A	Met	N/A

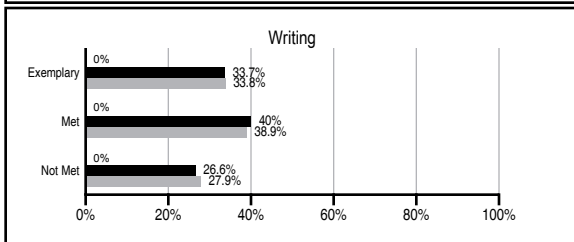
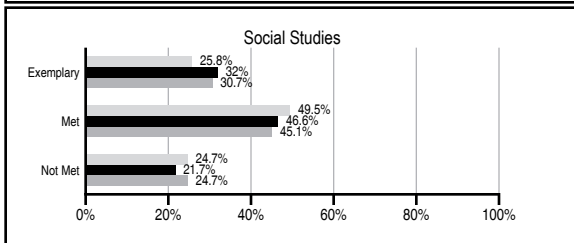
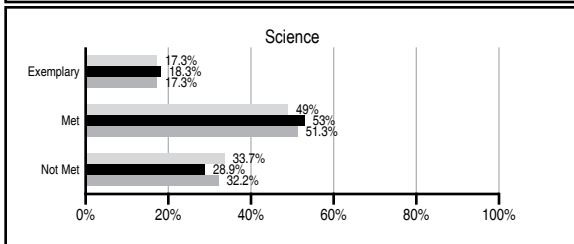
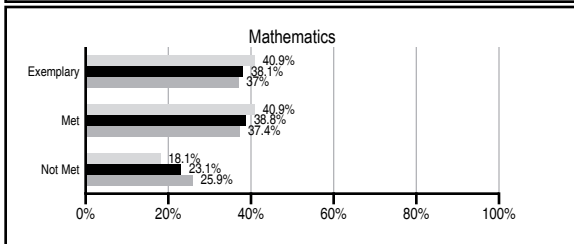
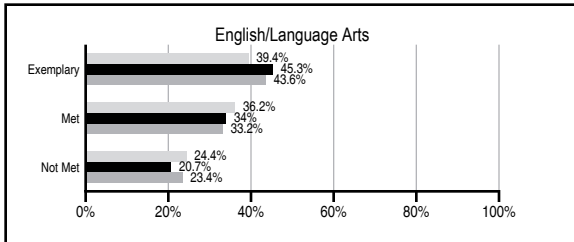
ABSOLUTE RATINGS OF ELEMENTARY SCHOOLS WITH STUDENTS LIKE OURS*

EXCELLENT	GOOD	AVERAGE	BELOW AVERAGE	AT-RISK
29	48	44	1	0

* Ratings are calculated with data available by 11/07/2012. Schools with Students Like Ours are Elementary Schools with Poverty Indices of no more than 5% above or below the index for this school.

PASS PERFORMANCE

Our School
 Elementary Schools with Students Like Ours
 Elementary schools statewide



NAEP PERFORMANCE*

* Performance reported for SC and nation, data not available at school level. Percentages at NAEP Achievement Levels.



SC PERFORMANCE VISION

By 2020 all students will graduate with the knowledge and skills necessary to compete successfully in the global economy, participate in a democratic society and contribute positively as members of families and communities.

Abbreviations Key

N/A Not Applicable N/AV Not Available N/C Not Collected N/R Not Reported I/S Insufficient Sample TBD To be determined

Cotton Belt Elementary [York School District One]

SCHOOL PROFILE

	Our School	Change from Last Year	Elementary Schools with Students Like Ours	Median Elementary School
Students (n=439)				
Retention rate	1.8%	Down from 2.2%	1.1%	1.0%
Attendance rate	96.3%	Up from 96.2%	96.4%	96.6%
Served by gifted and talented program	N/AV	N/AV	N/AV	N/AV
With disabilities other than speech	N/AV	N/AV	N/AV	N/AV
Older than usual for grade	N/AV	N/AV	N/AV	N/AV
Out-of-school suspensions or expulsions for violent and/or criminal offenses	0.0%	Down from 0.8%	0.0%	0.0%
Teachers (n=27)				
Teachers with advanced degrees	59.3%	Down from 68.8%	61.9%	63.0%
Continuing contract teachers	N/AV	N/AV	N/AV	N/AV
Teachers returning from previous year	79.4%	Down from 87.8%	89.9%	88.7%
Teacher attendance rate	95.8%	Down from 95.9%	95.1%	95.1%
Average teacher salary*	\$49,551	Up 0.8%	\$47,463	\$47,210
Classes not taught by highly qualified teachers	0.0%	No Change	0.0%	0.0%
Professional development days/teacher	7.6 days	Up from 7.4 days	10.9 days	10.5 days
School				
Principal's years at school	1.0	Down from 5.0	5.0	4.0
Student-teacher ratio in core subjects	24.9 to 1	Up from 22.0 to 1	19.8 to 1	20.0 to 1
Prime instructional time	91.0%	Up from 90.7%	90.3%	90.5%
Opportunities in the arts	Good	No Change	Good	Good
SACS accreditation	Yes	No Change	Yes	Yes
Parents attending conferences	100.0%	No Change	100.0%	100.0%
Character development program	Excellent	No Change	Excellent	Excellent
Dollars spent per pupil**	\$6,995	Up 8.1%	\$6,921	\$7,247
Percent of expenditures for instruction**	74.6%	Down from 75.0%	67.8%	68.2%
Percent of expenditures for teacher salaries**	73.6%	Down from 73.8%	65.7%	65.7%
ESEA composite index score	96.5	N/A	91.6	91.9

* Length of contract = 185+ days.

** Prior year audited financial data available.

EVALUATION RESULTS

	Teachers	Students*	Parents*
Number of surveys returned	27	77	43
Percent satisfied with learning environment	100.0%	94.7%	90.5%
Percent satisfied with social and physical environment	100.0%	96.1%	92.9%
Percent satisfied with school-home relations	80.8%	93.3%	81.4%

*Only students at the highest elementary school grade level at this school and their parents were included.

REPORT OF PRINCIPAL AND SCHOOL IMPROVEMENT COUNCIL

The 2011-2012 school year at Cotton Belt Elementary has been one filled with lots of excitement, achievement and challenge. Our students, staff, parents, and community members continue to work hard each and every day to provide an environment of excellence for our boys and girls. As in the past, improving student achievement continues to be a top priority. We were fortunate this year to have received a Palmetto Silver Award for General Performance from the State Department of Education. This accomplishment is a tribute to the commitment and dedication of each member of the Cotton Belt family.

As always our primary objective is to improve student achievement. We worked this year to accomplish this by focusing on four target areas: 1) data-driven instructional decisions, (2) literacy across the curriculum, (3) extra time/extra assistance, and (4) technology. We will continue to focus on these four areas during the 2012-2013 school year by using MAP data to make instructional decisions, providing a balanced literacy approach to teaching reading and writing, providing early intervention services for at-risk readers, and utilizing the promethean boards to enhance instruction.

As mentioned above, our parents and community members play an integral role in the success of our children. Our outstanding PTO, parent volunteers, community volunteers, and local businesses all work hard to help our students become successful.

This year these groups were recognized for their commitment when our district received accreditation from the AdvancED Quality Assurance Team. They stated that Cotton Belt Elementary and all of York School District One performed at or above all expected levels of AdvancED standards which were reviewed upon receiving accreditation. This is an example of what we can accomplish by working together to serve our students.

As you review the data from this report card, please let it be a reminder that we are continuously working to provide the best education possible to the students of Cotton Belt Elementary. Many thanks to all of our stakeholders for this year's accomplishments and for making Cotton Belt a great place to learn.

Jennifer Bolin Principal
Meg Munn, Chairperson/School Improvement Council

Comprehensive detail, including definitions of ratings, performance criteria, and explanations of status, is available on www.ed.sc.gov and www.eoc.sc.gov as well as school and school district websites.

Printed versions are available from school districts upon request.

Abbreviations Key

N/A Not Applicable N/AV Not Available N/C Not Collected N/R Not Reported I/S Insufficient Sample TBD To be determined

NI Newly Identified CSI Continuing School Improvement CA Corrective Action RP Plan to Restructure R Restructure DELAY School Improvement Status HOLD School Improvement Status