



SC Annual School Report Card Summary

Hickory Grove/Sharon Elementary School
 York School District One
 Grades: PK-6 Enrollment: 404
 Principal: H. Dietrich Long
 Superintendent: Dr Vernon Prosser
 Board Chair: Shirley Harris

PERFORMANCE

Comprehensive detail, including definitions of ratings, performance criteria, and explanations of status, is available on www.ed.sc.gov and www.eoc.sc.gov as well as school and school district websites. Printed versions are available from school districts upon request.

YEAR	ABSOLUTE RATING	GROWTH RATING	PALMETTO GOLD AND SILVER AWARD		ESEA/FEDERAL ACCOUNTABILITY RATING SYSTEM	
			General Performance	Closing the Gap	ESEA Grade	Accountability Indicator
2012	Average	Average	TBD	TBD	A	N/A
2011	Average	Average	Silver	N/A	Met	N/A
2010	Average	Average	N/A	N/A	Met	N/A

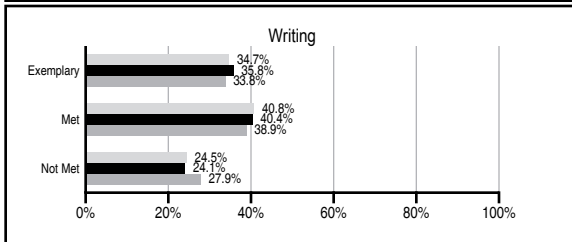
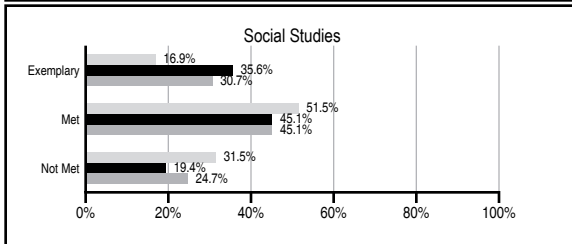
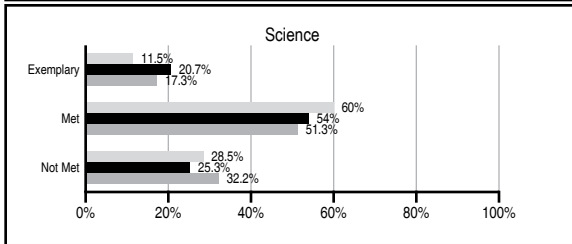
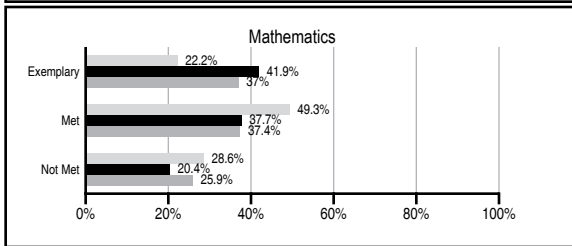
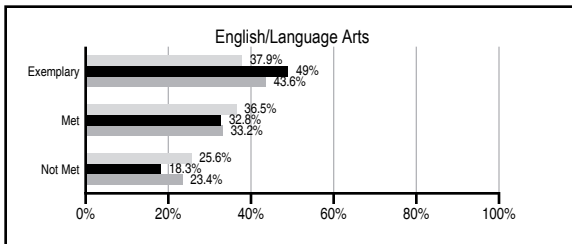
ABSOLUTE RATINGS OF ELEMENTARY SCHOOLS WITH STUDENTS LIKE OURS*

EXCELLENT	GOOD	AVERAGE	BELOW AVERAGE	AT-RISK
43	38	25	0	0

* Ratings are calculated with data available by 11/07/2012. Schools with Students Like Ours are Elementary Schools with Poverty Indices of no more than 5% above or below the index for this school.


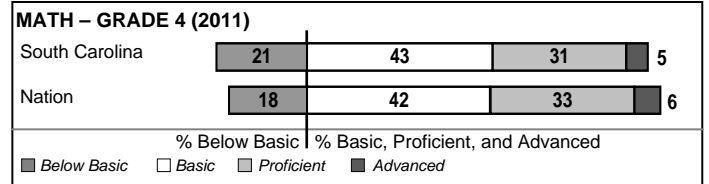
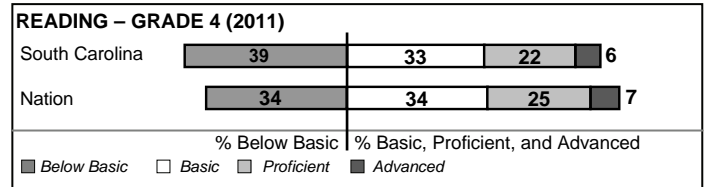
PASS PERFORMANCE

Our School
 Elementary Schools with Students Like Ours
 Elementary schools statewide



NAEP PERFORMANCE*

* Performance reported for SC and nation, data not available at school level. Percentages at NAEP Achievement Levels.



SC PERFORMANCE VISION

By 2020 all students will graduate with the knowledge and skills necessary to compete successfully in the global economy, participate in a democratic society and contribute positively as members of families and communities.

Abbreviations Key

N/A Not Applicable N/AV Not Available N/C Not Collected N/R Not Reported I/S Insufficient Sample TBD To be determined

Hickory Grove/Sharon Elementary School [York School District One]

SCHOOL PROFILE

	Our School	Change from Last Year	Elementary Schools with Students Like Ours	Median Elementary School
Students (n=404)				
Retention rate	1.1%	Up from 1.0%	0.9%	1.0%
Attendance rate	96.4%	Up from 96.1%	96.6%	96.6%
Served by gifted and talented program	N/AV	N/AV	N/AV	N/AV
With disabilities other than speech	N/AV	N/AV	N/AV	N/AV
Older than usual for grade	N/AV	N/AV	N/AV	N/AV
Out-of-school suspensions or expulsions for violent and/or criminal offenses	0.0%	No Change	0.0%	0.0%
Teachers (n=28)				
Teachers with advanced degrees	78.6%	Down from 85.2%	63.6%	63.0%
Continuing contract teachers	N/AV	N/AV	N/AV	N/AV
Teachers returning from previous year	96.4%	Down from 98.9%	89.6%	88.7%
Teacher attendance rate	96.9%	Up from 95.6%	95.2%	95.1%
Average teacher salary*	\$50,821	Up 1.9%	\$48,189	\$47,210
Classes not taught by highly qualified teachers	0.0%	No Change	0.0%	0.0%
Professional development days/teacher	7.0 days	Down from 7.2 days	11.5 days	10.5 days
School				
Principal's years at school	4.0	Up from 3.5	5.0	4.0
Student-teacher ratio in core subjects	16.0 to 1	Down from 22.5 to 1	20.3 to 1	20.0 to 1
Prime instructional time	93.0%	Up from 90.8%	90.3%	90.5%
Opportunities in the arts	Good	No Change	Good	Good
SACS accreditation	Yes	No Change	Yes	Yes
Parents attending conferences	100.0%	Up from 81.4%	100.0%	100.0%
Character development program	Average	Down from Good	Excellent	Excellent
Dollars spent per pupil**	\$6,451	Down 2.1%	\$6,803	\$7,247
Percent of expenditures for instruction**	70.1%	Up from 69.9%	68.0%	68.2%
Percent of expenditures for teacher salaries**	69.4%	Up from 69.0%	66.3%	65.7%
ESEA composite index score	92.9	N/A	93.7	91.9

* Length of contract = 185+ days.

** Prior year audited financial data available.

EVALUATION RESULTS

	Teachers	Students*	Parents*
Number of surveys returned	20	39	37
Percent satisfied with learning environment	100.0%	76.9%	89.2%
Percent satisfied with social and physical environment	100.0%	82.1%	89.2%
Percent satisfied with school-home relations	95.0%	84.6%	78.4%

*Only students at the highest elementary school grade level at this school and their parents were included.

REPORT OF PRINCIPAL AND SCHOOL IMPROVEMENT COUNCIL

The 2011-2012 school year at Hickory Grove /Sharon Elementary was a year full of new ideas implemented, academic growth, and individual successes. Student achievement continued to be a priority as our school has become a school where data greatly influences instructional decisions. Our students were continually challenged to display good character and good work ethics. Some things that have been highlights this school year included an ice cream social by our PTO that welcomed everyone to "Meet the Teacher" night in August. Literacy continued to be a strong focus this year as we sponsored our Fall for Reading Carnival in the fall. We also had Read Across America Book Parade this past year with each class creating a float based on their favorite book. We continued our character education-led Jam in the Gym monthly assemblies. As a district we received a visit from the SACS committee and passed with flying colors. We also focused the new mission, vision, and beliefs statements for our school and district that were formulated by several committees made up of school employees, community members, and students. However our district goals remain in the forefront of our students academic endeavors. Hickory Grove/Sharon Elementary met AYP (Adequate Yearly Progress) this year also, an accomplishment we are extremely proud of. During the summer, teacher and staff volunteers again manned a summer library program here and plan to do it again. We also implemented Countdown to Kindergarten last year with our preschool teacher working in the summer with a selection of rising kindergartners to better prepare them for kindergarten. We are very proud of some individual recognitions also. Our fourth grade MERIT classroom had three students who placed second in the State Stock market competition and earned a trip to Columbia. A separate group placed fourth in the state, but only the top three in the state were recognized. Also our fourth grade math team took first place in the Mu Alpha Theta district math competition. In that competition, HG/S had two first place winners and one who placed 6th in the competition. We are very proud and very pleased with the 2011-2012 school year at Hickory Grove/Sharon Elementary School!

H. Dietrich Long, Principal
Lacie Patterson, School Improvement Council
Chairperson

Comprehensive detail, including definitions of ratings, performance criteria, and explanations of status, is available on www.ed.sc.gov and www.eoc.sc.gov as well as school and school district websites.

Printed versions are available from school districts upon request.

Abbreviations Key

N/A Not Applicable N/AV Not Available N/C Not Collected N/R Not Reported I/S Insufficient Sample TBD To be determined

NI Newly Identified CSI Continuing School Improvement CA Corrective Action RP Plan to Restructure R Restructure DELAY School Improvement Status HOLD School Improvement Status