



SC Annual School Report Card Summary

Jefferson Elementary School
 York School District One
 Grades: PK-4 Enrollment: 479
 Principal: Jane Wallace
 Superintendent: Dr Vernon Prosser
 Board Chair: Shirley Harris

PERFORMANCE

Comprehensive detail, including definitions of ratings, performance criteria, and explanations of status, is available on www.ed.sc.gov and www.eoc.sc.gov as well as school and school district websites. Printed versions are available from school districts upon request.

YEAR	ABSOLUTE RATING	GROWTH RATING	PALMETTO GOLD AND SILVER AWARD		ESEA/FEDERAL ACCOUNTABILITY RATING SYSTEM	
			General Performance	Closing the Gap	ESEA Grade	Accountability Indicator
2012	Average	Average	TBD	TBD	A	N/A
2011	Average	Average	Silver	N/A	Not Met	NI
2010	Average	Average	N/A	N/A	Not Met	N/A

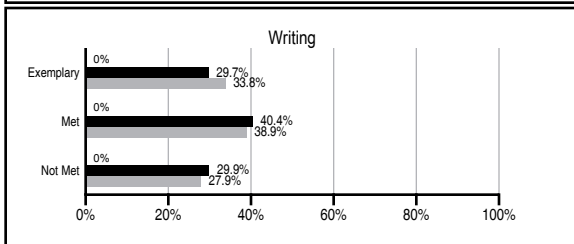
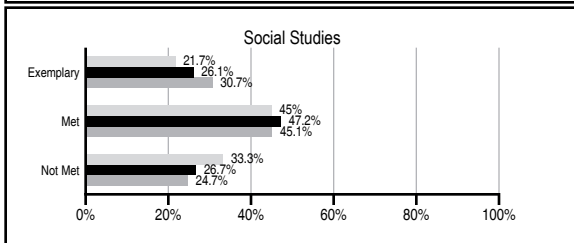
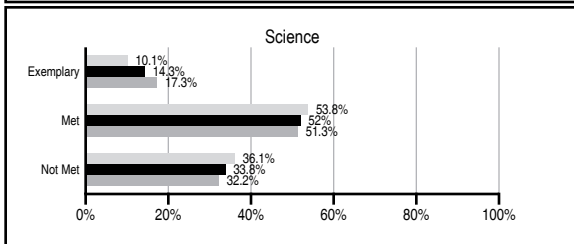
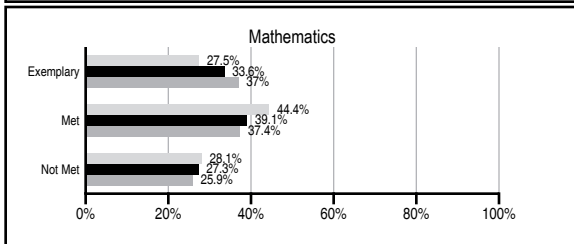
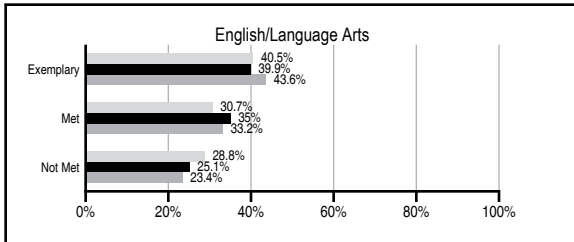
ABSOLUTE RATINGS OF ELEMENTARY SCHOOLS WITH STUDENTS LIKE OURS*

EXCELLENT	GOOD	AVERAGE	BELOW AVERAGE	AT-RISK
16	32	76	7	0

* Ratings are calculated with data available by 11/07/2012. Schools with Students Like Ours are Elementary Schools with Poverty Indices of no more than 5% above or below the index for this school.

PASS PERFORMANCE

Our School
 Elementary Schools with Students Like Ours
 Elementary schools statewide



NAEP PERFORMANCE*

* Performance reported for SC and nation, data not available at school level. Percentages at NAEP Achievement Levels.



SC PERFORMANCE VISION

By 2020 all students will graduate with the knowledge and skills necessary to compete successfully in the global economy, participate in a democratic society and contribute positively as members of families and communities.

Abbreviations Key

N/A Not Applicable N/AV Not Available N/C Not Collected N/R Not Reported I/S Insufficient Sample TBD To be determined

Jefferson Elementary School [York School District One]

SCHOOL PROFILE

	Our School	Change from Last Year	Elementary Schools with Students Like Ours	Median Elementary School
Students (n=479)				
Retention rate	2.6%	Up from 2.2%	1.2%	1.0%
Attendance rate	96.1%	Up from 95.8%	96.3%	96.6%
Served by gifted and talented program	N/AV	N/AV	N/AV	N/AV
With disabilities other than speech	N/AV	N/AV	N/AV	N/AV
Older than usual for grade	N/AV	N/AV	N/AV	N/AV
Out-of-school suspensions or expulsions for violent and/or criminal offenses	0.0%	No Change	0.0%	0.0%
Teachers (n=30)				
Teachers with advanced degrees	70.0%	Down from 75.0%	61.3%	63.0%
Continuing contract teachers	N/AV	N/AV	N/AV	N/AV
Teachers returning from previous year	89.3%	Down from 91.7%	89.4%	88.7%
Teacher attendance rate	94.9%	Up from 94.4%	94.9%	95.1%
Average teacher salary*	\$49,402	Up 4.2%	\$47,279	\$47,210
Classes not taught by highly qualified teachers	0.0%	No Change	0.0%	0.0%
Professional development days/teacher	9.1 days	Up from 6.2 days	10.5 days	10.5 days
School				
Principal's years at school	8.0	Up from 7.0	5.0	4.0
Student-teacher ratio in core subjects	20.1 to 1	Up from 19.6 to 1	20.0 to 1	20.0 to 1
Prime instructional time	89.6%	Up from 89.2%	89.9%	90.5%
Opportunities in the arts	Good	No Change	Good	Good
SACS accreditation	Yes	No Change	Yes	Yes
Parents attending conferences	100.0%	No Change	100.0%	100.0%
Character development program	Excellent	No Change	Excellent	Excellent
Dollars spent per pupil**	\$7,390	Down 0.5%	\$7,290	\$7,247
Percent of expenditures for instruction**	72.4%	Down from 74.0%	67.7%	68.2%
Percent of expenditures for teacher salaries**	71.9%	Down from 72.6%	65.0%	65.7%
ESEA composite index score	93.8	N/A	88.2	91.9

* Length of contract = 185+ days.

** Prior year audited financial data available.

EVALUATION RESULTS

	Teachers	Students*	Parents*
Number of surveys returned	29	83	57
Percent satisfied with learning environment	86.2%	93.8%	89.3%
Percent satisfied with social and physical environment	93.1%	91.5%	94.7%
Percent satisfied with school-home relations	85.7%	87.8%	87.7%

*Only students at the highest elementary school grade level at this school and their parents were included.

REPORT OF PRINCIPAL AND SCHOOL IMPROVEMENT COUNCIL

The 2011-2012 year has been exhilarating for Jefferson Elementary School. We have worked diligently to "spark potential and inspire success" in our students as well as our faculty, staff and community. We are extremely proud to be a part of an Advanc-Ed accredited school system. Our school system performs at or above the expected level on all standards. Jefferson is also honored to receive a Palmetto Silver Award for general performance.

We all work together to provide a diverse, innovative education in a safe environment enabling students to become responsible citizens in a global society. Community members are involved with our students through the Lunch Buddies program. Area businesses allow release time for employees to mentor children throughout the school year. In addition, organizations such as the YMCA and York County Emergency Management, along with private individuals sponsor monthly clubs for students on Fantastic Friday. Clubs expose students to various trades, skills, and crafts to widen their background of experience. We have stressed the qualities of good citizenship through our character education program. Examples include participation in service activities such as recycling paper and plastics, Pennies for PATH, Jump Rope for Heart, and Relay for Life. Students receive monthly instruction on character traits such as honesty, perseverance, respect and wisdom.

During the 2012-2013 school year, we will continue to provide a diverse and innovative education as we continue our focus on four target areas: 1) data-driven instruction, (2) literacy across the curriculum, (3) extra time/extra help for students, and (4) technology to enhance instruction. Our plan of action includes increasing the percentage of students meeting target growth on MAP, continued refinement of reading instruction, providing intervention services for struggling students, expansion of character education to include bullying, and promoting the use of available technologies to enhance instruction.

Jane Wallace, Principal
Crystal Small, School Improvement Council Chair

Comprehensive detail, including definitions of ratings, performance criteria, and explanations of status, is available on www.ed.sc.gov and www.eoc.sc.gov as well as school and school district websites.

Printed versions are available from school districts upon request.

Abbreviations Key

N/A Not Applicable N/AV Not Available N/C Not Collected N/R Not Reported I/S Insufficient Sample TBD To be determined
NI Newly Identified CSI Continuing School Improvement CA Corrective Action RP Plan to Restructure R Restructure DELAY School Improvement Status HOLD School Improvement Status