



SC Annual School Report Card Summary

Monarch Elementary School Union
 Grades: PK-5 Enrollment: 421
 Principal: Anita H. Maness
 Superintendent: Dr. Kristi V. Woodall
 Board Chair: Ms. Betty JoAnn McMorris

PERFORMANCE

Comprehensive detail, including definitions of ratings, performance criteria, and explanations of status, is available on www.ed.sc.gov and www.eoc.sc.gov as well as school and school district websites. Printed versions are available from school districts upon request.

YEAR	ABSOLUTE RATING	GROWTH RATING	PALMETTO GOLD AND SILVER AWARD		ESEA/FEDERAL ACCOUNTABILITY RATING SYSTEM	
			General Performance	Closing the Gap	ESEA Grade	Accountability Indicator
2012	Average	Average	TBD	TBD	A	Reward
2011	Average	Average	Silver	N/A	Met	N/A
2010	Average	Average	N/A	N/A	Met	N/A

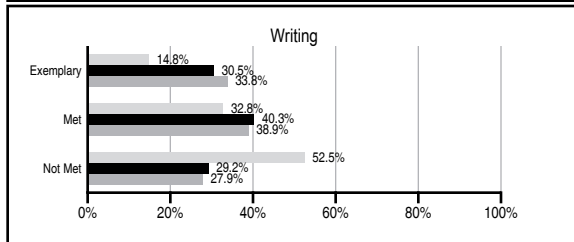
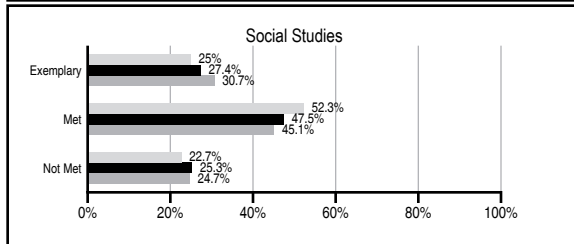
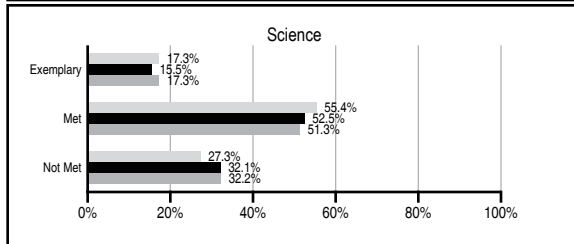
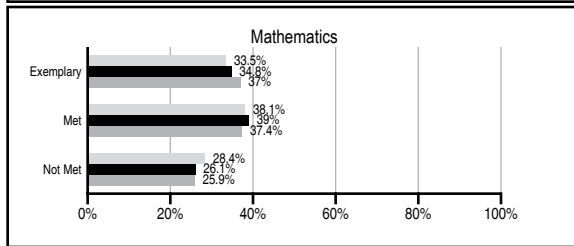
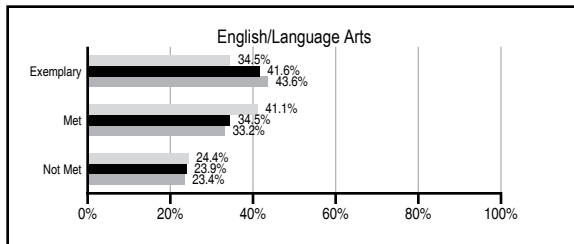
ABSOLUTE RATINGS OF ELEMENTARY SCHOOLS WITH STUDENTS LIKE OURS*

EXCELLENT	GOOD	AVERAGE	BELOW AVERAGE	AT-RISK
19	40	65	5	0

* Ratings are calculated with data available by 11/07/2012. Schools with Students Like Ours are Elementary Schools with Poverty Indices of no more than 5% above or below the index for this school.

PASS PERFORMANCE

Our School Elementary Schools with Students Like Ours Elementary schools statewide



NAEP PERFORMANCE*

* Performance reported for SC and nation, data not available at school level. Percentages at NAEP Achievement Levels.



SC PERFORMANCE VISION

By 2020 all students will graduate with the knowledge and skills necessary to compete successfully in the global economy, participate in a democratic society and contribute positively as members of families and communities.

Abbreviations Key

N/A Not Applicable N/AV Not Available N/C Not Collected N/R Not Reported I/S Insufficient Sample TBD To be determined

Monarch Elementary School [Union]

SCHOOL PROFILE

	Our School	Change from Last Year	Elementary Schools with Students Like Ours	Median Elementary School
Students (n=421)				
Retention rate	5.9%	Up from 2.7%	1.2%	1.0%
Attendance rate	96.3%	Up from 96.2%	96.3%	96.6%
Served by gifted and talented program	N/AV	N/AV	N/AV	N/AV
With disabilities other than speech	N/AV	N/AV	N/AV	N/AV
Older than usual for grade	N/AV	N/AV	N/AV	N/AV
Out-of-school suspensions or expulsions for violent and/or criminal offenses	0.0%	No Change	0.0%	0.0%
Teachers (n=27)				
Teachers with advanced degrees	77.8%	Up from 72.4%	62.0%	63.0%
Continuing contract teachers	N/AV	N/AV	N/AV	N/AV
Teachers returning from previous year	88.2%	Down from 90.5%	89.4%	88.7%
Teacher attendance rate	92.1%	Down from 95.5%	94.9%	95.1%
Average teacher salary*	\$49,106	Up 5.4%	\$47,436	\$47,210
Classes not taught by highly qualified teachers	0.0%	No Change	0.0%	0.0%
Professional development days/teacher	2.7 days	Down from 26.7 days	10.8 days	10.5 days
School				
Principal's years at school	6.0	Down from 55.0	5.0	4.0
Student-teacher ratio in core subjects	20.5 to 1	Up from 19.6 to 1	19.7 to 1	20.0 to 1
Prime instructional time	87.3%	Down from 91.3%	89.9%	90.5%
Opportunities in the arts	Good	No Change	Good	Good
SACS accreditation	Yes	No Change	Yes	Yes
Parents attending conferences	23.6%	Down from 100.0%	100.0%	100.0%
Character development program	Excellent	No Change	Excellent	Excellent
Dollars spent per pupil**	\$6,251	Down 7.5%	\$7,312	\$7,247
Percent of expenditures for instruction**	69.8%	Down from 71.0%	67.6%	68.2%
Percent of expenditures for teacher salaries**	66.8%	Down from 69.0%	65.1%	65.7%
ESEA composite index score	96.0	N/A	88.4	91.9

* Length of contract = 185+ days.

** Prior year audited financial data available.

REPORT OF PRINCIPAL AND SCHOOL IMPROVEMENT COUNCIL

During the 2011-2012 school year, Monarch Elementary School students and staff delivered a stellar performance! Along with being a Red Carpet School, Literacy Spot Award winner, Exemplary Writing Award winner, we were named a Palmetto Star winner for academic achievement. We also strive to meet the physical and emotional needs of each child by providing health screenings, corrective dental work, and a strong guidance program. In addition to academics, citizenship and community involvement are emphasized through Relay for Life, local food banks, and many local charities. MES students are also given opportunities to excel in the Fine Arts by performing musical programs and entering art exhibits throughout Union County. Monarch Elementary is honored to have a Save the Children program. This program provides in-school, after-school, and summer school opportunities in the areas of academics, nutrition, and physical activity. We were also the only school in the state of South Carolina to host the Rustic Pathways program for Save the Children International. Rustic Pathways is an organization of teenagers who travel from various states to help build and assist communities and schools in need. We believe that it takes a community "team effort" to educate our children. Parent involvement has increased each school year, and we have developed a strong PTO and School Improvement Council that work diligently to make improvements for our school and students. We are often faced with many obstacles in the task of educating our students, but we can accomplish these goals by working together. Our school motto is: "Making Everyone Stars," and we truly believe we can make all of our students "stars".

Anita Hart Maness, Principal
Courtney Dean, Chair of MES School Improvement Council

EVALUATION RESULTS

	Teachers	Students*	Parents*
Number of surveys returned	28	65	57
Percent satisfied with learning environment	100.0%	96.9%	92.5%
Percent satisfied with social and physical environment	100.0%	95.4%	89.5%
Percent satisfied with school-home relations	96.4%	90.8%	87.7%

*Only students at the highest elementary school grade level at this school and their parents were included.

Comprehensive detail, including definitions of ratings, performance criteria, and explanations of status, is available on www.ed.sc.gov and www.eoc.sc.gov as well as school and school district websites.

Printed versions are available from school districts upon request.

Abbreviations Key

N/A Not Applicable N/AV Not Available N/C Not Collected N/R Not Reported I/S Insufficient Sample TBD To be determined
NI Newly Identified CSI Continuing School Improvement CA Corrective Action RP Plan to Restructure R Restructure DELAY School Improvement Status HOLD School Improvement Status