



SC Annual School Report Card Summary

Jonesville Elementary Middle School Union
 Grades: PK-8 Enrollment: 488
 Principal: Rene' Pryor
 Superintendent: Dr. Kristi V. Woodall
 Board Chair: Ms. Betty JoAnn McMorris

PERFORMANCE

Comprehensive detail, including definitions of ratings, performance criteria, and explanations of status, is available on www.ed.sc.gov and www.eoc.sc.gov as well as school and school district websites. Printed versions are available from school districts upon request.

YEAR	ABSOLUTE RATING	GROWTH RATING	PALMETTO GOLD AND SILVER AWARD		ESEA/FEDERAL ACCOUNTABILITY RATING SYSTEM	
			General Performance	Closing the Gap	ESEA Grade	Accountability Indicator
2012	Average	Average	TBD	TBD	B	Reward
2011	Average	Average	Silver	N/A	Met	N/A
2010	Average	Average	N/A	N/A	Met	N/A

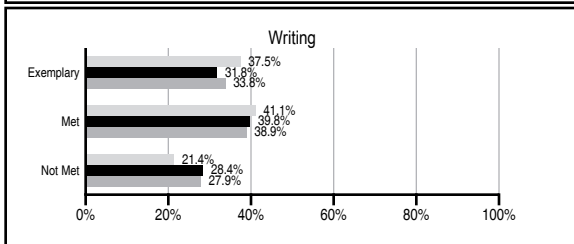
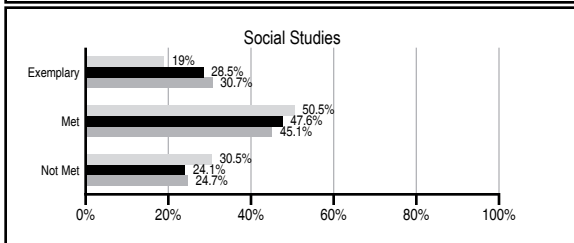
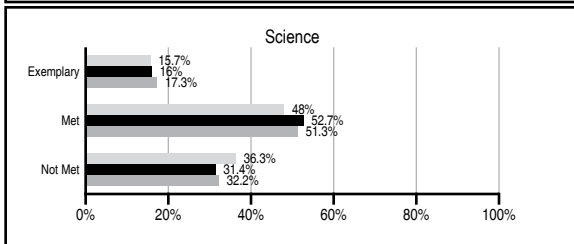
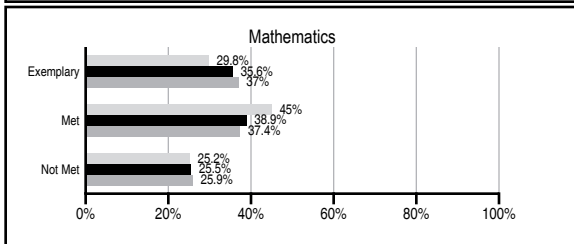
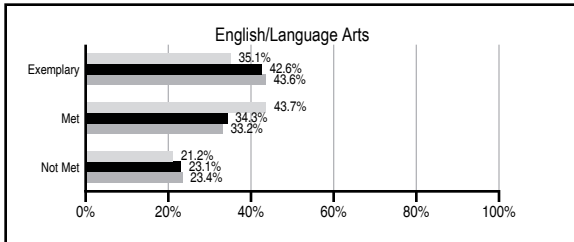
ABSOLUTE RATINGS OF ELEMENTARY SCHOOLS WITH STUDENTS LIKE OURS*

EXCELLENT	GOOD	AVERAGE	BELOW AVERAGE	AT-RISK
21	45	59	5	0

* Ratings are calculated with data available by 11/07/2012. Schools with Students Like Ours are Elementary Schools with Poverty Indices of no more than 5% above or below the index for this school.

PASS PERFORMANCE

Our School
 Elementary Schools with Students Like Ours
 Elementary schools statewide



NAEP PERFORMANCE*

* Performance reported for SC and nation, data not available at school level. Percentages at NAEP Achievement Levels.



SC PERFORMANCE VISION

By 2020 all students will graduate with the knowledge and skills necessary to compete successfully in the global economy, participate in a democratic society and contribute positively as members of families and communities.

Abbreviations Key

N/A Not Applicable N/AV Not Available N/C Not Collected N/R Not Reported I/S Insufficient Sample TBD To be determined

Jonesville Elementary Middle School [Union]

SCHOOL PROFILE

	Our School	Change from Last Year	Elementary Schools with Students Like Ours	Median Elementary School
Students (n=488)				
Retention rate	2.4%	Down from 2.8%	1.3%	1.0%
Attendance rate	95.4%	Down from 95.5%	96.3%	96.6%
Served by gifted and talented program	N/AV	N/AV	N/AV	N/AV
With disabilities other than speech	N/AV	N/AV	N/AV	N/AV
Older than usual for grade	N/AV	N/AV	N/AV	N/AV
Out-of-school suspensions or expulsions for violent and/or criminal offenses	0.0%	No Change	0.0%	0.0%
Teachers (n=34)				
Teachers with advanced degrees	64.7%	Down from 66.7%	61.8%	63.0%
Continuing contract teachers	N/AV	N/AV	N/AV	N/AV
Teachers returning from previous year	91.2%	Up from 85.3%	89.6%	88.7%
Teacher attendance rate	90.7%	Down from 95.5%	95.1%	95.1%
Average teacher salary*	\$45,650	Up 1.1%	\$47,351	\$47,210
Classes not taught by highly qualified teachers	0.0%	Down from 1.0%	0.0%	0.0%
Professional development days/teacher	11.7 days	Up from 10.1 days	10.8 days	10.5 days
School				
Principal's years at school	1.0	Down from 4.0	5.0	4.0
Student-teacher ratio in core subjects	18.9 to 1	Down from 23.5 to 1	19.9 to 1	20.0 to 1
Prime instructional time	84.7%	Down from 90.4%	90.2%	90.5%
Opportunities in the arts	Good	No Change	Good	Good
SACS accreditation	Yes	No Change	Yes	Yes
Parents attending conferences	100.0%	No Change	100.0%	100.0%
Character development program	Average	Down from Excellent	Excellent	Excellent
Dollars spent per pupil**	\$6,447	Down 2.1%	\$7,242	\$7,247
Percent of expenditures for instruction**	71.5%	Up from 66.1%	67.7%	68.2%
Percent of expenditures for teacher salaries**	68.2%	Up from 64.7%	65.5%	65.7%
ESEA composite index score	82.1	N/A	88.6	91.9

* Length of contract = 185+ days.

** Prior year audited financial data available.

EVALUATION RESULTS

	Teachers	Students*	Parents*
Number of surveys returned	27	59	78
Percent satisfied with learning environment	92.6%	83.1%	88.3%
Percent satisfied with social and physical environment	96.2%	84.7%	87.0%
Percent satisfied with school-home relations	88.5%	86.4%	75.3%

*Only students at the highest elementary school grade level at this school and their parents were included.

REPORT OF PRINCIPAL AND SCHOOL IMPROVEMENT COUNCIL

Jonesville Elementary / Middle School is a Title I School that serves approximately 526 students from 4 year old Kindergarten through 8th grade. The underlying philosophy of the school is a strong belief that all children, given the opportunity, can learn. The school's overall goal is to provide quality instruction to all students so test scores will improve. A close relationship exists between the school and community, both of whom share high expectations for all children. The school's motto which is "One Family, One Mission: To create the best quality education for all students," is observed daily by parents, visitors, students, faculty, and staff. This was reflected in Jonesville Elementary/Middle School making AYP again this year. Through the hard work and dedication of our students, parents, community members, faculty and staff, Jonesville Elementary School has successfully implemented the following programs.

- Utilization of MAP Data to Differentiate Instruction
- Implementation of Grammar Across Grade Levels
- Readers Workshop
- Balanced Literacy Program
- Promotes Fluency and Love of Reading
- Builds a Community of Readers
- Individualized and Group Instruction
- Meaningful Literacy Activities
- Standards Based Curriculum
- Independent Reading Based on Students' Interests and Levels
- Whole group reading strategy share
- Writers Workshop
- Focus Mini Lesson (The teacher models the writing process as she covers an author's craft or skill.)
- Work Time (Students write as the teacher conferences with individual students.)
- Closing (Teacher brings closure. Students share their writing from the author's chair.)
- Parenting Workshops
- Utilize learning centers
- Service Learning/Career Education
- Character Education
- Ladies and Gentlemen's Club
- Readers and Writers Workshop
- Peer Coaching Network
- Winthrop University Netscope Partnership

In conclusion, the 2011-2012 school year was an exciting time for Jonesville Elementary/Middle School. The Jonesville Elementary/Middle School family will continue to address the academic, social, emotional and physical needs of the students.

Rene Pryor-Principal
 Danny Horlacher-Chairperson, School Improvement Council

Comprehensive detail, including definitions of ratings, performance criteria, and explanations of status, is available on www.ed.sc.gov and www.eoc.sc.gov as well as school and school district websites.

Printed versions are available from school districts upon request.

Abbreviations Key

N/A Not Applicable N/AV Not Available N/C Not Collected N/R Not Reported I/S Insufficient Sample TBD To be determined
 NI Newly Identified CSI Continuing School Improvement CA Corrective Action RP Plan to Restructure R Restructure DELAY School Improvement Status HOLD School Improvement Status