



SC Annual School Report Card Summary

Foster Park Elementary School
 Union
 Grades: PK-5 Enrollment: 484
 Principal: Barbara Palmer
 Superintendent: Dr. Kristi V. Woodall
 Board Chair: Ms. Betty JoAnn McMorris

PERFORMANCE

Comprehensive detail, including definitions of ratings, performance criteria, and explanations of status, is available on www.ed.sc.gov and www.eoc.sc.gov as well as school and school district websites. Printed versions are available from school districts upon request.

YEAR	ABSOLUTE RATING	GROWTH RATING	PALMETTO GOLD AND SILVER AWARD		ESEA/FEDERAL ACCOUNTABILITY RATING SYSTEM	
			General Performance	Closing the Gap	ESEA Grade	Accountability Indicator
2012	Good	Excellent	TBD	TBD	A	Reward
2011	Good	Average	Silver	N/A	Met	N/A
2010	Average	Good	Silver	N/A	Met	NI-DELAY

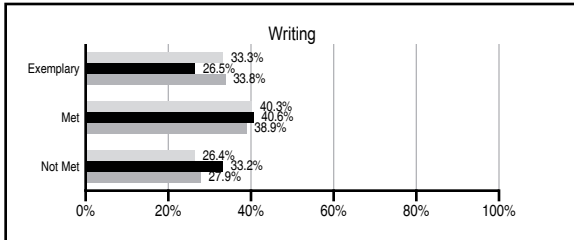
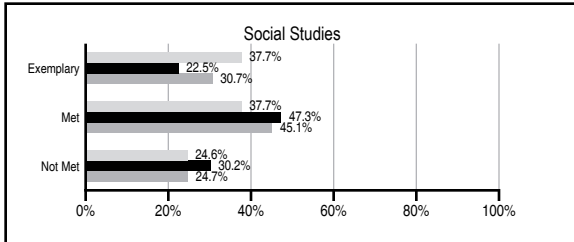
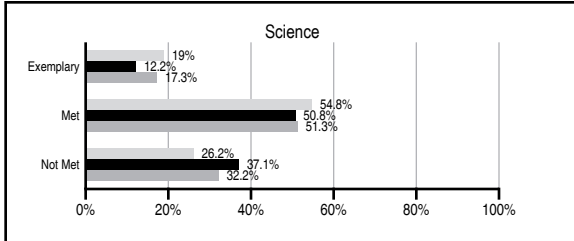
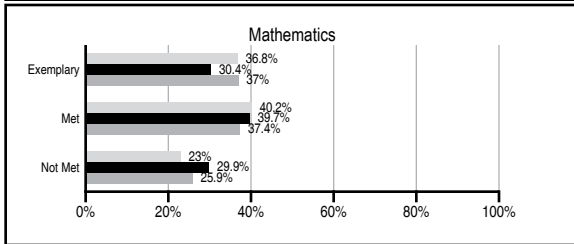
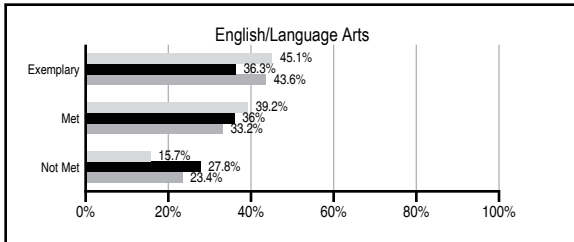
ABSOLUTE RATINGS OF ELEMENTARY SCHOOLS WITH STUDENTS LIKE OURS*

EXCELLENT	GOOD	AVERAGE	BELOW AVERAGE	AT-RISK
9	19	88	11	1

* Ratings are calculated with data available by 11/07/2012. Schools with Students Like Ours are Elementary Schools with Poverty Indices of no more than 5% above or below the index for this school.

PASS PERFORMANCE

Our School
 Elementary Schools with Students Like Ours
 Elementary schools statewide



NAEP PERFORMANCE*

* Performance reported for SC and nation, data not available at school level. Percentages at NAEP Achievement Levels.



SC PERFORMANCE VISION

By 2020 all students will graduate with the knowledge and skills necessary to compete successfully in the global economy, participate in a democratic society and contribute positively as members of families and communities.

Abbreviations Key

N/A Not Applicable N/AV Not Available N/C Not Collected N/R Not Reported I/S Insufficient Sample TBD To be determined

Foster Park Elementary School [Union]

SCHOOL PROFILE

	Our School	Change from Last Year	Elementary Schools with Students Like Ours	Median Elementary School
Students (n=484)				
Retention rate	1.7%	Down from 2.4%	1.5%	1.0%
Attendance rate	96.4%	Up from 95.8%	96.3%	96.6%
Served by gifted and talented program	N/AV	N/AV	N/AV	N/AV
With disabilities other than speech	N/AV	N/AV	N/AV	N/AV
Older than usual for grade	N/AV	N/AV	N/AV	N/AV
Out-of-school suspensions or expulsions for violent and/or criminal offenses	0.0%	No Change	0.0%	0.0%
Teachers (n=31)				
Teachers with advanced degrees	51.6%	Up from 51.5%	60.9%	63.0%
Continuing contract teachers	N/AV	N/AV	N/AV	N/AV
Teachers returning from previous year	85.0%	Down from 88.2%	88.2%	88.7%
Teacher attendance rate	90.9%	Down from 95.5%	94.8%	95.1%
Average teacher salary*	\$45,615	Down 1.1%	\$46,731	\$47,210
Classes not taught by highly qualified teachers	2.5%	Up from 1.3%	0.0%	0.0%
Professional development days/teacher	16.5 days	Down from 17.2 days	10.9 days	10.5 days
School				
Principal's years at school	7.0	Up from 6.0	4.0	4.0
Student-teacher ratio in core subjects	19.3 to 1	Up from 17.9 to 1	19.7 to 1	20.0 to 1
Prime instructional time	86.3%	Down from 91.0%	89.7%	90.5%
Opportunities in the arts	Good	No Change	Good	Good
SACS accreditation	Yes	No Change	Yes	Yes
Parents attending conferences	100.0%	No Change	100.0%	100.0%
Character development program	Good	Down from Excellent	Excellent	Excellent
Dollars spent per pupil**	\$6,040	Down 4.9%	\$7,390	\$7,247
Percent of expenditures for instruction**	72.3%	Up from 70.1%	68.2%	68.2%
Percent of expenditures for teacher salaries**	67.6%	Up from 66.5%	65.1%	65.7%
ESEA composite index score	99.3	N/A	89.0	91.9

* Length of contract = 185+ days.

** Prior year audited financial data available.

EVALUATION RESULTS

	Teachers	Students*	Parents*
Number of surveys returned	30	74	68
Percent satisfied with learning environment	90.0%	90.5%	93.9%
Percent satisfied with social and physical environment	93.3%	91.9%	92.5%
Percent satisfied with school-home relations	93.3%	93.2%	91.2%

*Only students at the highest elementary school grade level at this school and their parents were included.

REPORT OF PRINCIPAL AND SCHOOL IMPROVEMENT COUNCIL

Foster Park Elementary School is located in the Upstate of South Carolina and serves approximately 500 students in grades 4K-5. Our silver award winning school has a tradition of academic excellence and strong community support. We continue to be recognized as a Red Carpet School. Foster Park Elementary received an Absolute rating of good and an Improvement Rating of average on our school report card.

Our school once again received a RIF (Reading is Fundamental) grant. We also received a Save the Children Grant which provides in-school and after-school assistance. Our teachers have received numerous Donor Choose Grants and we once again received a Special Arts Grant.

We continue to recognize students and staff for positive actions and achievements through our Positive Behavior Plan. Students earn Eagle Bucks and Classroom Bucks for positive behaviors and spend the bucks throughout the year.

Our instructional staff members analyze PASS scores by grade, class, and student to identify academic strengths and weaknesses. PASS analysis serves as just one piece of information for planning instruction and providing individual student assistance. MAP testing is also used in determining the academic plans for our students. Forty minute Academy Classes provide enrichment and remediation based on MAP and PASS scores.

In our changing world, our teachers realize the need for professional growth and are always seeking new and innovative teaching ideas. Our school will focus on writing during study group sessions this year. Writing will also be our focus for Title I "Family Nights" this year.

Our school provides many ways of notification to parents and the community. We utilize the front marquis, monthly newsletters, agendas and our Alert Now System to advertise upcoming events. We maintain a very close relationship with our local news providers to showcase our achievements and activities. We invite all parents to attend our School Improvement Council meetings and Title I planning sessions. The State Report Card is sent out each year to highlight our achievements and challenges.

Even in our poor economic times, our students and staff maintain a positive community spirit. They continue to give back to the community through numerous community projects such as Relay for Life, Jump Rope for the Heart, and March of Dimes. Our school continues to enforce our belief that "All Children Can Soar as Eagles."

Barbara Palmer-Principal
Margie Ruff- SIC Chairperson

Comprehensive detail, including definitions of ratings, performance criteria, and explanations of status, is available on www.ed.sc.gov and www.eoc.sc.gov as well as school and school district websites.

Printed versions are available from school districts upon request.

Abbreviations Key

N/A Not Applicable N/AV Not Available N/C Not Collected N/R Not Reported I/S Insufficient Sample TBD To be determined
NI Newly Identified CSI Continuing School Improvement CA Corrective Action RP Plan to Restructure R Restructure DELAY School Improvement Status HOLD School Improvement Status