



# SC Annual School Report Card Summary

Buffalo Elementary School Union

Grades: PK-5

Enrollment: 578

Principal: Melissa Inman

Superintendent: Dr. Kristi V. Woodall

Board Chair: Ms. Betty JoAnn McMorris

## PERFORMANCE

Comprehensive detail, including definitions of ratings, performance criteria, and explanations of status, is available on [www.ed.sc.gov](http://www.ed.sc.gov) and [www.eoc.sc.gov](http://www.eoc.sc.gov) as well as school and school district websites. Printed versions are available from school districts upon request.

YEAR	ABSOLUTE RATING	GROWTH RATING	PALMETTO GOLD AND SILVER AWARD		ESEA/FEDERAL ACCOUNTABILITY RATING SYSTEM	
			General Performance	Closing the Gap	ESEA Grade	Accountability Indicator
2012	Good	Good	TBD	TBD	A	Reward
2011	Average	Average	N/A	N/A	Met	CSI-DELAY
2010	Average	Average	N/A	N/A	Not Met	CSI

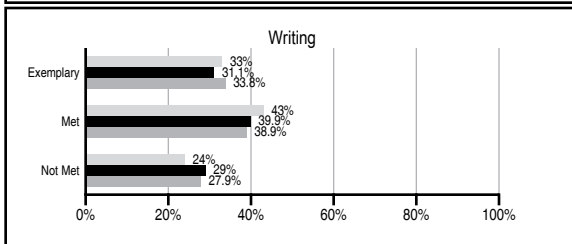
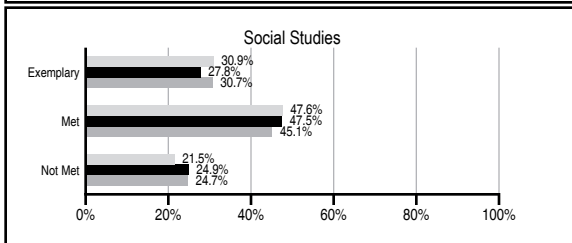
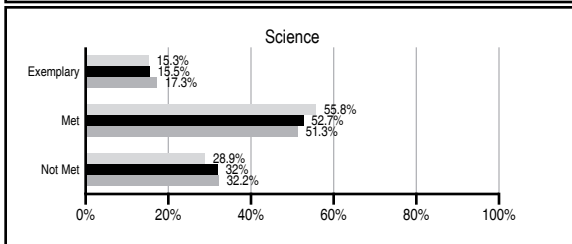
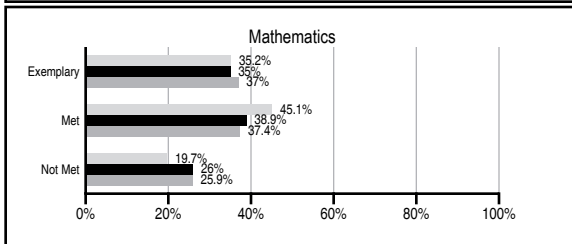
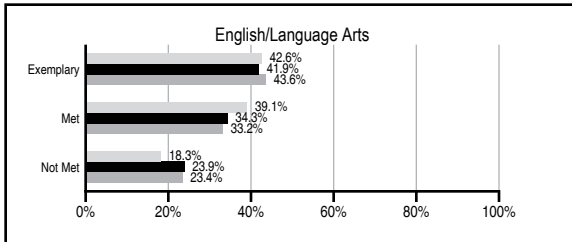
## ABSOLUTE RATINGS OF ELEMENTARY SCHOOLS WITH STUDENTS LIKE OURS\*

EXCELLENT	GOOD	AVERAGE	BELOW AVERAGE	AT-RISK
19	41	63	5	0

\* Ratings are calculated with data available by 11/07/2012. Schools with Students Like Ours are Elementary Schools with Poverty Indices of no more than 5% above or below the index for this school.

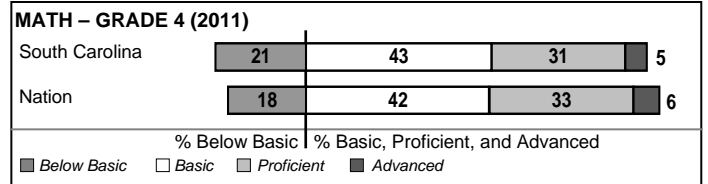
## PASS PERFORMANCE

Our School
  Elementary Schools with Students Like Ours
  Elementary schools statewide



## NAEP PERFORMANCE\*

\* Performance reported for SC and nation, data not available at school level. Percentages at NAEP Achievement Levels.



## SC PERFORMANCE VISION

*By 2020 all students will graduate with the knowledge and skills necessary to compete successfully in the global economy, participate in a democratic society and contribute positively as members of families and communities.*

### Abbreviations Key

N/A Not Applicable N/AV Not Available N/C Not Collected N/R Not Reported I/S Insufficient Sample TBD To be determined

# Buffalo Elementary School [Union]

## SCHOOL PROFILE

	Our School	Change from Last Year	Elementary Schools with Students Like Ours	Median Elementary School
<b>Students (n=578)</b>				
Retention rate	2.5%	Down from 3.5%	1.3%	1.0%
Attendance rate	95.8%	Up from 95.0%	96.3%	96.6%
Served by gifted and talented program	N/AV	N/AV	N/AV	N/AV
With disabilities other than speech	N/AV	N/AV	N/AV	N/AV
Older than usual for grade	N/AV	N/AV	N/AV	N/AV
Out-of-school suspensions or expulsions for violent and/or criminal offenses	0.0%	Down from 0.2%	0.0%	0.0%
<b>Teachers (n=44)</b>				
Teachers with advanced degrees	79.5%	Up from 76.7%	62.1%	63.0%
Continuing contract teachers	N/AV	N/AV	N/AV	N/AV
Teachers returning from previous year	91.3%	Down from 92.6%	89.6%	88.7%
Teacher attendance rate	90.3%	Down from 94.9%	94.9%	95.1%
Average teacher salary*	\$49,726	Up 2.0%	\$47,463	\$47,210
Classes not taught by highly qualified teachers	2.1%	Up from 1.6%	0.0%	0.0%
Professional development days/teacher	19.5 days	Up from 17.2 days	10.8 days	10.5 days
<b>School</b>				
Principal's years at school	12.0	Up from 11.0	5.0	4.0
Student-teacher ratio in core subjects	5.0 to 1	Down from 19.5 to 1	19.8 to 1	20.0 to 1
Prime instructional time	84.4%	Down from 89.3%	90.0%	90.5%
Opportunities in the arts	Good	No Change	Good	Good
SACS accreditation	Yes	No Change	Yes	Yes
Parents attending conferences	100.0%	Up from 98.4%	100.0%	100.0%
Character development program	Good	No Change	Excellent	Excellent
Dollars spent per pupil**	\$7,058	Up 7.3%	\$7,322	\$7,247
Percent of expenditures for instruction**	74.7%	Down from 76.5%	67.7%	68.2%
Percent of expenditures for teacher salaries**	69.8%	Down from 75.5%	65.2%	65.7%
ESEA composite index score	98.8	N/A	88.6	91.9

\* Length of contract = 185+ days.

\*\* Prior year audited financial data available.

## REPORT OF PRINCIPAL AND SCHOOL IMPROVEMENT COUNCIL

Our mission at Buffalo Elementary School is to "Build a Tradition of Excellence." Union County Schools and its stakeholders commit to students first in building community, excellence, and life-long learning. At Buffalo Elementary School our motto is "Where Do We Grow From Here?" Our school focus is planning for the future which includes college, tech. school, and being a productive citizen.

We continued our Positive Intervention and Support model (PBIS) by providing more activities for children meeting behavioral expectations. Classroom guidance lessons were held bi-weekly in order to promote positive behavior.

Through different sources we were able to equip all classrooms with additional computers, Smart Boards, laptops, and Elmos. Some classrooms were able to experience IPODS, IPADS, and classroom response systems. Teachers and students have been excited about this added technology.

Our partnership with Winthrop University as a Professional Development School for NetScope has provided many professional opportunities. Several of our teachers were able to attend and present at a national PDS conference.

Together the parents, teachers, administrators, and community are working toward the common goal of meeting the needs of all children. As evident by meeting AYP, we are dedicated to this goal and will continue to strive to meet the increasing demands for achievement.

Melissa Inman, Principal  
Ann Lawing, SIC Chair

## EVALUATION RESULTS

	Teachers	Students*	Parents*
Number of surveys returned	35	99	51
Percent satisfied with learning environment	97.1%	85.7%	96.0%
Percent satisfied with social and physical environment	100.0%	78.8%	90.2%
Percent satisfied with school-home relations	94.1%	86.9%	95.9%

\*Only students at the highest elementary school grade level at this school and their parents were included.

Comprehensive detail, including definitions of ratings, performance criteria, and explanations of status, is available on [www.ed.sc.gov](http://www.ed.sc.gov) and [www.eoc.sc.gov](http://www.eoc.sc.gov) as well as school and school district websites.

Printed versions are available from school districts upon request.

### Abbreviations Key

N/A Not Applicable N/AV Not Available N/C Not Collected N/R Not Reported I/S Insufficient Sample TBD To be determined  
NI Newly Identified CSI Continuing School Improvement CA Corrective Action RP Plan to Restructure R Restructure DELAY School Improvement Status HOLD School Improvement Status