

SC Annual School Report Card Summary

Pocalla Springs Elementary School
 Sumter School District
 Grades: PK-5 Enrollment: 917
 Principal: Dr. Laura M. Brown
 Superintendent: Randolph D. Bynum, Sr.
 Board Chair: Larry D. Addison

PERFORMANCE

Comprehensive detail, including definitions of ratings, performance criteria, and explanations of status, is available on www.ed.sc.gov and www.eoc.sc.gov as well as school and school district websites. Printed versions are available from school districts upon request.

YEAR	ABSOLUTE RATING	GROWTH RATING	PALMETTO GOLD AND SILVER AWARD		ESEA/FEDERAL ACCOUNTABILITY RATING SYSTEM	
			General Performance	Closing the Gap	ESEA Grade	Accountability Indicator
2012	Average	Average	TBD	TBD	A	N/A
2011	Average	Average	N/A	N/A	N/A	RP
2010	Average	Average	N/A	N/A	N/A	CA-DELAY

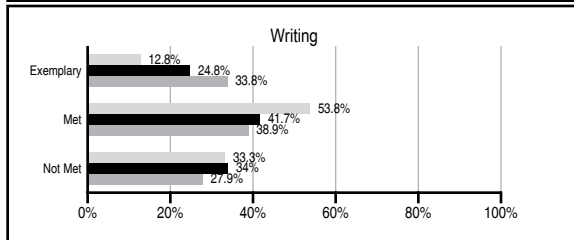
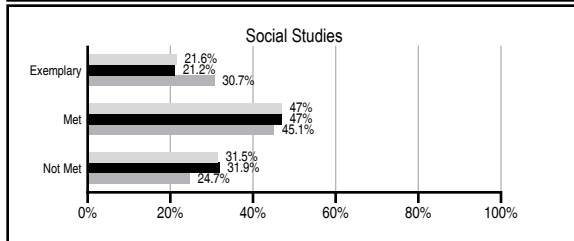
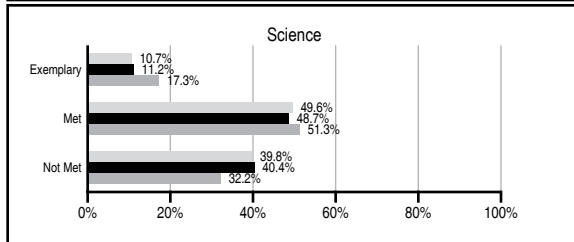
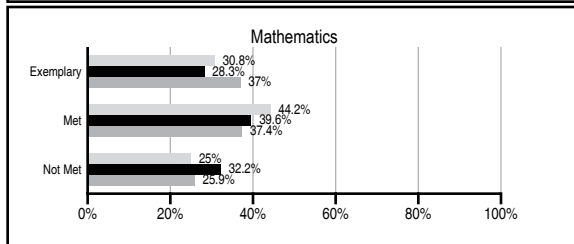
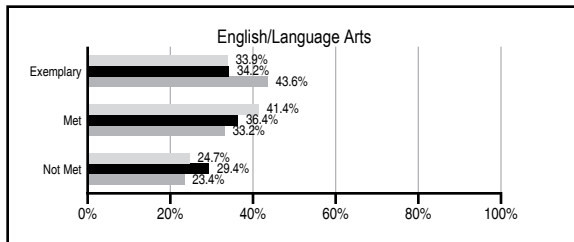
ABSOLUTE RATINGS OF ELEMENTARY SCHOOLS WITH STUDENTS LIKE OURS*

EXCELLENT	GOOD	AVERAGE	BELOW AVERAGE	AT-RISK
9	19	93	20	5

* Ratings are calculated with data available by 11/07/2012. Schools with Students Like Ours are Elementary Schools with Poverty Indices of no more than 5% above or below the index for this school.

PASS PERFORMANCE

Our School
 Elementary Schools with Students Like Ours
 Elementary schools statewide



NAEP PERFORMANCE*

* Performance reported for SC and nation, data not available at school level. Percentages at NAEP Achievement Levels.



SC PERFORMANCE VISION

By 2020 all students will graduate with the knowledge and skills necessary to compete successfully in the global economy, participate in a democratic society and contribute positively as members of families and communities.

Abbreviations Key

N/A Not Applicable N/AV Not Available N/C Not Collected N/R Not Reported I/S Insufficient Sample TBD To be determined

**Pocalla Springs Elementary School
[Sumter School District]**

SCHOOL PROFILE

	Our School	Change from Last Year	Elementary Schools with Students Like Ours	Median Elementary School
Students (n=917)				
Retention rate	2.3%	N/A	1.3%	1.0%
Attendance rate	94.7%	N/A	96.3%	96.6%
Served by gifted and talented program	N/AV	N/AV	N/AV	N/AV
With disabilities other than speech	N/AV	N/AV	N/AV	N/AV
Older than usual for grade	N/AV	N/AV	N/AV	N/AV
Out-of-school suspensions or expulsions for violent and/or criminal offenses	0.0%	N/R	0.0%	0.0%
Teachers (n=50)				
Teachers with advanced degrees	46.0%	N/A	61.1%	63.0%
Continuing contract teachers	N/AV	N/AV	N/AV	N/AV
Teachers returning from previous year	86.7%	N/A	88.0%	88.7%
Teacher attendance rate	95.1%	N/R	94.9%	95.1%
Average teacher salary*	\$42,019	I/S	\$46,105	\$47,210
Classes not taught by highly qualified teachers	0.0%	N/A	0.0%	0.0%
Professional development days/teacher	13.0 days	N/R	10.7 days	10.5 days
School				
Principal's years at school	1.0	N/R	4.0	4.0
Student-teacher ratio in core subjects	23.1 to 1	N/R	19.2 to 1	20.0 to 1
Prime instructional time	89.2%	N/R	90.0%	90.5%
Opportunities in the arts	Good	N/R	Good	Good
SACS accreditation	Yes	N/R	Yes	Yes
Parents attending conferences	98.9%	N/R	100.0%	100.0%
Character development program	Excellent	N/R	Excellent	Excellent
Dollars spent per pupil**	N/A	N/A	\$7,462	\$7,247
Percent of expenditures for instruction**	N/A	N/A	67.3%	68.2%
Percent of expenditures for teacher salaries**	N/A	N/A	63.8%	65.7%
ESEA composite index score	92.9	N/A	88.5	91.9

* Length of contract = 185+ days.

** Prior year audited financial data available.

REPORT OF PRINCIPAL AND SCHOOL IMPROVEMENT COUNCIL

This has been an exciting year at Pocalla Springs Elementary. We have participated in many initiatives and have earned several recognitions. Most recently, we were notified that we achieved the Palmetto Silver Award. We are able to accomplish these things because at Pocalla Springs Elementary we "Aim for Success!" Pocalla Springs aims for success by being a school where students are prepared to learn and ready to meet the challenges of each day. We aim to have a school where parents are actively involved and participate in their child's education by attending workshops and special events, and by encouraging school attendance, good homework habits, and excellent behavior. We aim for a safe and supportive environment across the entire day—whether it is on the playground, on the bus, in the hallways, or in the cafeteria. Pocalla Springs aims for success by utilizing the services of a school-wide curriculum coach and a math coach to assist the principal in developing professional learning opportunities based on our population and needs. Opportunities include Standards-Based Curriculum Delivery, Student Assistance, Response to Intervention, Data Analysis, Brain Research, and Technology-based Learning. Pocalla Springs aims for success by contributing to and caring for the community. Service Learning initiatives include Shower Shaw with Cookies, career fair, and other projects to beautify the environment and raise awareness. Our philanthropic efforts have been mainly geared toward the American Cancer Society and Relay for Life, but we have also made significant donations to St. Jude Children's Research Hospital and Jump Rope for Heart. Thank you for working with us and for giving us the opportunity to serve your child.

Kelly Jordan, Chairman School Improvement Council
Dr. Laura M. Brown, Principal

EVALUATION RESULTS

	Teachers	Students*	Parents*
Number of surveys returned	27	117	99
Percent satisfied with learning environment	100.0%	92.2%	86.8%
Percent satisfied with social and physical environment	100.0%	87.1%	80.6%
Percent satisfied with school-home relations	88.9%	86.1%	74.7%

*Only students at the highest elementary school grade level at this school and their parents were included.

Comprehensive detail, including definitions of ratings, performance criteria, and explanations of status, is available on www.ed.sc.gov and www.eoc.sc.gov as well as school and school district websites.

Printed versions are available from school districts upon request.

Abbreviations Key

N/A Not Applicable N/AV Not Available N/C Not Collected N/R Not Reported I/S Insufficient Sample TBD To be determined

NI Newly Identified CSI Continuing School Improvement CA Corrective Action RP Plan to Restructure R Restructure DELAY School Improvement Status HOLD School Improvement Status