



# SC Annual School Report Card Summary

Wilder Elementary School  
 Sumter School District  
 Grades: PK-5 Enrollment: 448  
 Principal: David Wright  
 Superintendent: Randolph D. Bynum, Sr.  
 Board Chair: Larry D. Addison

## PERFORMANCE

Comprehensive detail, including definitions of ratings, performance criteria, and explanations of status, is available on [www.ed.sc.gov](http://www.ed.sc.gov) and [www.eoc.sc.gov](http://www.eoc.sc.gov) as well as school and school district websites. Printed versions are available from school districts upon request.

YEAR	ABSOLUTE RATING	GROWTH RATING	PALMETTO GOLD AND SILVER AWARD		ESEA/FEDERAL ACCOUNTABILITY RATING SYSTEM	
			General Performance	Closing the Gap	ESEA Grade	Accountability Indicator
2012	Average	Average	TBD	TBD	A	N/A
2011	Average	Average	N/A	N/A	N/A	N/A
2010	Average	Excellent	N/A	N/A	N/A	NI-DELAY

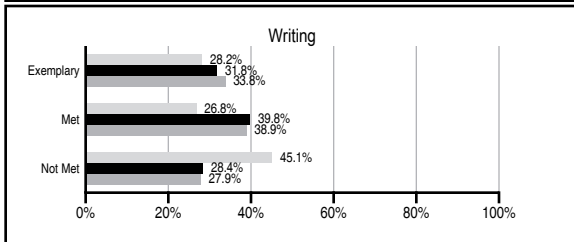
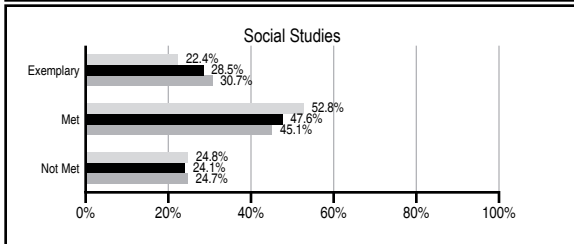
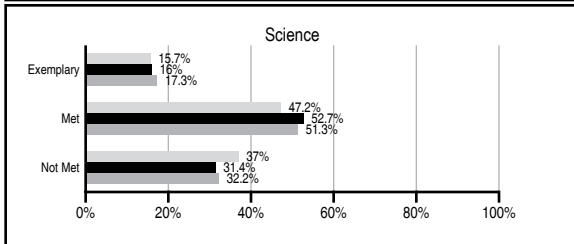
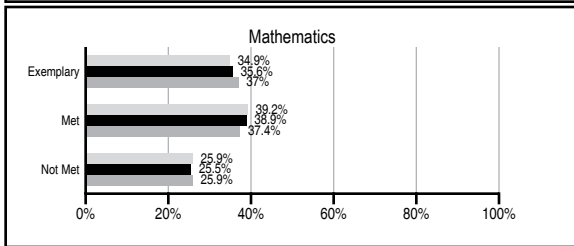
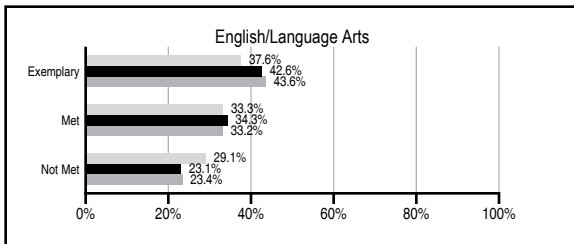
## ABSOLUTE RATINGS OF ELEMENTARY SCHOOLS WITH STUDENTS LIKE OURS\*

EXCELLENT	GOOD	AVERAGE	BELOW AVERAGE	AT-RISK
21	45	59	5	0

\* Ratings are calculated with data available by 11/07/2012. Schools with Students Like Ours are Elementary Schools with Poverty Indices of no more than 5% above or below the index for this school.

## PASS PERFORMANCE

Our School
  Elementary Schools with Students Like Ours
  Elementary schools statewide



## NAEP PERFORMANCE\*

\* Performance reported for SC and nation, data not available at school level. Percentages at NAEP Achievement Levels.



## SC PERFORMANCE VISION

*By 2020 all students will graduate with the knowledge and skills necessary to compete successfully in the global economy, participate in a democratic society and contribute positively as members of families and communities.*

### Abbreviations Key

N/A Not Applicable N/AV Not Available N/C Not Collected N/R Not Reported I/S Insufficient Sample TBD To be determined

# Wilder Elementary School [Sumter School District]

## SCHOOL PROFILE

	Our School	Change from Last Year	Elementary Schools with Students Like Ours	Median Elementary School
<b>Students (n=448)</b>				
Retention rate	2.4%	N/A	1.3%	1.0%
Attendance rate	97.0%	N/A	96.3%	96.6%
Served by gifted and talented program	N/AV	N/AV	N/AV	N/AV
With disabilities other than speech	N/AV	N/AV	N/AV	N/AV
Older than usual for grade	N/AV	N/AV	N/AV	N/AV
Out-of-school suspensions or expulsions for violent and/or criminal offenses	0.4%	N/R	0.0%	0.0%
<b>Teachers (n=34)</b>				
Teachers with advanced degrees	50.0%	N/A	61.8%	63.0%
Continuing contract teachers	N/AV	N/AV	N/AV	N/AV
Teachers returning from previous year	80.4%	N/A	89.6%	88.7%
Teacher attendance rate	94.5%	N/R	95.1%	95.1%
Average teacher salary*	\$42,153	I/S	\$47,351	\$47,210
Classes not taught by highly qualified teachers	6.9%	N/A	0.0%	0.0%
Professional development days/teacher	4.5 days	N/R	10.8 days	10.5 days
<b>School</b>				
Principal's years at school	9.0	N/R	5.0	4.0
Student-teacher ratio in core subjects	18.9 to 1	N/R	19.9 to 1	20.0 to 1
Prime instructional time	90.7%	N/R	90.2%	90.5%
Opportunities in the arts	Good	N/R	Good	Good
SACS accreditation	Yes	N/R	Yes	Yes
Parents attending conferences	100.0%	N/R	100.0%	100.0%
Character development program	Excellent	N/R	Excellent	Excellent
Dollars spent per pupil**	N/A	N/A	\$7,242	\$7,247
Percent of expenditures for instruction**	N/A	N/A	67.7%	68.2%
Percent of expenditures for teacher salaries**	N/A	N/A	65.5%	65.7%
ESEA composite index score	99.3	N/A	88.6	91.9

\* Length of contract = 185+ days.

\*\* Prior year audited financial data available.

## EVALUATION RESULTS

	Teachers	Students*	Parents*
Number of surveys returned	30	76	76
Percent satisfied with learning environment	93.3%	93.4%	89.9%
Percent satisfied with social and physical environment	96.7%	92.0%	87.5%
Percent satisfied with school-home relations	73.3%	98.7%	89.0%

\*Only students at the highest elementary school grade level at this school and their parents were included.

## REPORT OF PRINCIPAL AND SCHOOL IMPROVEMENT COUNCIL

Throughout the 2011-2012 school year, Wilder Elementary School continued the road to excellence by using data to drive instruction, which fosters academic growth for all students. Teachers and instructional leaders utilize Measures of Academic Progress (MAP) as one tool to provide necessary information to meet the individual instructional needs of students in grades K-5. Our recent implementation of MAP allowed us to see steady growth in our students each assessment period. The growth trends were enhanced through student, parent, and teacher goal setting which were held during fall and spring parent conference times. Daily RIT groups, flexible grouping, and differentiated instruction taught by all certified staff as well as support staff allowed students to have one-on-one or small group instruction.

To stay on the cutting edge of providing our students with effective teachers, Wilder instituted the Teacher Advancement Program (TAP) in mid-January. The in-depth focus on delivery of instruction through the TAP process and continued use of scientific-based strategies has made a remarkable impact on teachers and students. Wilder's staff, through intense training and weekly professional development, saw how the TAP process resulted in increased student achievement along with teachers showing growth in the quality of planning and executing daily lessons. The weekly professional development became a place of comfort to share instructional strategies as well as receiving support from colleagues. Within the building, select certified personnel moved up the career path as a mentor or master teacher providing everyday support for our staff.

As a result of our continued hard work, Wilder once again received the Palmetto Silver award (general performance). Character development remains a priority at Wilder Elementary School. We started the year with mentoring programs, Boys Into Gentlemen (BIG) and Girls Into Real Ladies (GIRLS). Our caring students collected and donated funds for Jump Rope for Heart, Leukemia Society with "Pennies for Patients" and the local YMCA "Change a Life Campaign". To promote good citizenship in our students, we recognize Terrific Kids, Writer of the Week, and SOARing High character on the Wake Up Wilder morning show. One unique project included our exceptional students as they participated in Project Unified. The staff and Sumter community share the mission to provide all children with an opportunity to excel in academics and in personal and social areas.

The school PTA and SIC have been dedicated to the needs of everyone at Wilder Elementary. Our PTA supported our staff in purchasing a poster maker along with making everyone feel special during Staff Appreciation Week. The SIC implemented mandatory school uniforms starting 2012-13, which was unanimously voted on by the parent body through a survey. With students, parents, staff, and community working together, we can continue to "SOAR to the Highest."

Maria Newton-Ta'Bon, Principal  
Charles Thompson, SIC Chairperson

Comprehensive detail, including definitions of ratings, performance criteria, and explanations of status, is available on [www.ed.sc.gov](http://www.ed.sc.gov) and [www.eoc.sc.gov](http://www.eoc.sc.gov) as well as school and school district websites.

Printed versions are available from school districts upon request.

### Abbreviations Key

N/A Not Applicable N/AV Not Available N/C Not Collected N/R Not Reported I/S Insufficient Sample TBD To be determined

NI Newly Identified CSI Continuing School Improvement CA Corrective Action RP Plan to Restructure R Restructure DELAY School Improvement Status HOLD School Improvement Status