



SC Annual School Report Card Summary

Millwood Elementary School
 Sumter School District
 Grades: PK-5 Enrollment: 667
 Principal: Dr. John B. Hilton Jr.
 Superintendent: Randolph D. Bynum, Sr.
 Board Chair: Larry D. Addison

PERFORMANCE

Comprehensive detail, including definitions of ratings, performance criteria, and explanations of status, is available on www.ed.sc.gov and www.eoc.sc.gov as well as school and school district websites. Printed versions are available from school districts upon request.

YEAR	ABSOLUTE RATING	GROWTH RATING	PALMETTO GOLD AND SILVER AWARD		ESEA/FEDERAL ACCOUNTABILITY RATING SYSTEM	
			General Performance	Closing the Gap	ESEA Grade	Accountability Indicator
2012	Excellent	Excellent	TBD	TBD	A	N/A
2011	Excellent	Excellent	N/A	N/A	N/A	N/A
2010	Good	Excellent	N/A	N/A	N/A	N/A

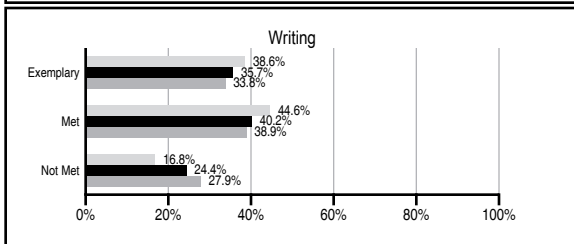
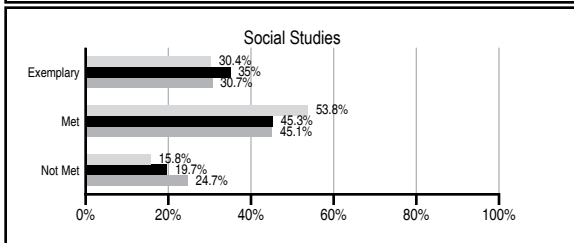
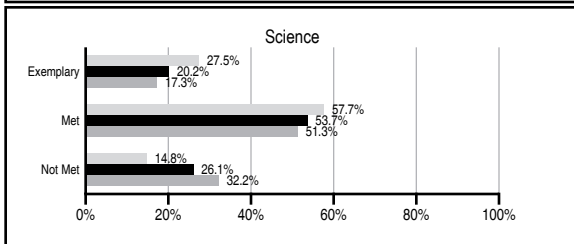
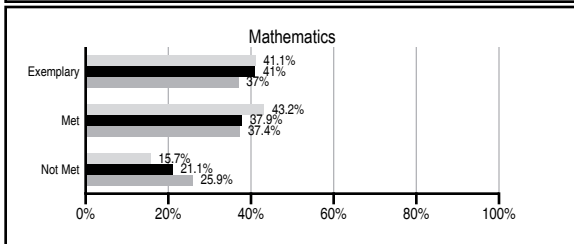
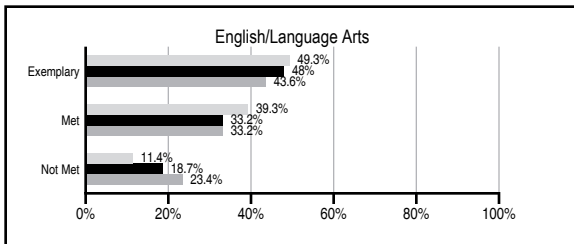
ABSOLUTE RATINGS OF ELEMENTARY SCHOOLS WITH STUDENTS LIKE OURS*

EXCELLENT	GOOD	AVERAGE	BELOW AVERAGE	AT-RISK
35	43	25	0	0

* Ratings are calculated with data available by 11/07/2012. Schools with Students Like Ours are Elementary Schools with Poverty Indices of no more than 5% above or below the index for this school.

PASS PERFORMANCE

Our School
 Elementary Schools with Students Like Ours
 Elementary schools statewide



NAEP PERFORMANCE*

* Performance reported for SC and nation, data not available at school level. Percentages at NAEP Achievement Levels.



SC PERFORMANCE VISION

By 2020 all students will graduate with the knowledge and skills necessary to compete successfully in the global economy, participate in a democratic society and contribute positively as members of families and communities.

Abbreviations Key

N/A Not Applicable N/AV Not Available N/C Not Collected N/R Not Reported I/S Insufficient Sample TBD To be determined

Millwood Elementary School [Sumter School District]

SCHOOL PROFILE

	Our School	Change from Last Year	Elementary Schools with Students Like Ours	Median Elementary School
Students (n=667)				
Retention rate	1.3%	N/A	0.9%	1.0%
Attendance rate	96.8%	N/A	96.5%	96.6%
Served by gifted and talented program	N/AV	N/AV	N/AV	N/AV
With disabilities other than speech	N/AV	N/AV	N/AV	N/AV
Older than usual for grade	N/AV	N/AV	N/AV	N/AV
Out-of-school suspensions or expulsions for violent and/or criminal offenses	0.0%	N/R	0.0%	0.0%
Teachers (n=38)				
Teachers with advanced degrees	47.4%	N/A	62.2%	63.0%
Continuing contract teachers	N/AV	N/AV	N/AV	N/AV
Teachers returning from previous year	84.3%	N/A	89.6%	88.7%
Teacher attendance rate	96.5%	N/R	95.3%	95.1%
Average teacher salary*	\$39,082	I/S	\$47,817	\$47,210
Classes not taught by highly qualified teachers	0.0%	N/A	0.0%	0.0%
Professional development days/teacher	12.2 days	N/R	11.0 days	10.5 days
School				
Principal's years at school	23.0	N/R	5.0	4.0
Student-teacher ratio in core subjects	24.2 to 1	N/R	20.2 to 1	20.0 to 1
Prime instructional time	93.0%	N/R	90.3%	90.5%
Opportunities in the arts	Good	N/R	Good	Good
SACS accreditation	Yes	N/R	Yes	Yes
Parents attending conferences	100.0%	N/R	100.0%	100.0%
Character development program	Good	N/R	Excellent	Excellent
Dollars spent per pupil**	N/A	N/A	\$6,693	\$7,247
Percent of expenditures for instruction**	N/A	N/A	68.8%	68.2%
Percent of expenditures for teacher salaries**	N/A	N/A	66.5%	65.7%
ESEA composite index score	99.1	N/A	93.6	91.9

* Length of contract = 185+ days.

** Prior year audited financial data available.

EVALUATION RESULTS

	Teachers	Students*	Parents*
Number of surveys returned	38	71	71
Percent satisfied with learning environment	97.4%	81.4%	92.6%
Percent satisfied with social and physical environment	100.0%	78.3%	91.3%
Percent satisfied with school-home relations	97.3%	88.6%	88.6%

*Only students at the highest elementary school grade level at this school and their parents were included.

REPORT OF PRINCIPAL AND SCHOOL IMPROVEMENT COUNCIL

We had another great year at Millwood School. We have continued to build on our tradition of excellence through the collective hard work of our parents, teachers, and students. Our 2011-2012 school year held many successes, and we are proud of the numerous accomplishments of our students. Our PTA had another fantastic year with a myriad of activities and programs for our students and teachers. We appreciate the support our PTA has given us through its volunteer program and financial assistance which work together to help us enjoy so many successful programs for our students and teachers. Our PTA sponsored its ninth annual Read-A-Thon lasting two weeks. Students received awards based on how much they read during the Read-A-Thon. This is a great opportunity to encourage students to do more reading. We truly appreciate the efforts of our PTA.

This year our Accelerated Reader Program was a huge success as our students continued with the establishment of "personal goals". More students than ever before were successful in attaining their goals and were rewarded with special Accelerated Reader Parties. Our School Improvement Council met each month this year providing input on several issues, including our Title One Federal Programs and our School Improvement Plan. Our faculty and staff continue to provide excellent instruction and learning opportunities each day in the classroom. In order to improve instruction, we assessed students using the Measures of Academic Progress (MAP) test. An analysis of these tests allowed us to group students based on academic achievement. Our MAP groups allowed teachers to provide differentiated instruction for students at differing achievement levels. As in previous years, our character education activities included a character development "word of the week" which was discussed on the morning TV show each day with the students and reinforced by teachers in classroom activities. Positive reinforcement for good choices and respectful behavior was provided for students through our Terrific Kids, Magnificent Mustangs, and Citizens of the Month programs, which rewarded students for appropriate interaction with their teachers and classmates.

We are always glad to have visitors and volunteers at Millwood School. We need the involvement of parents and community members. The education of children is always best achieved through teamwork. We need you on our team. Perhaps you might consider serving as a volunteer or as one of our Millwood Mentors and tutor some of our students. As always, we hope to see you soon at Millwood School.

Dr. John B. Hilton, Jr., Principal
Mrs. Marirose Moran, SIC Chairperson

Comprehensive detail, including definitions of ratings, performance criteria, and explanations of status, is available on www.ed.sc.gov and www.eoc.sc.gov as well as school and school district websites.

Printed versions are available from school districts upon request.

Abbreviations Key

N/A Not Applicable N/AV Not Available N/C Not Collected N/R Not Reported I/S Insufficient Sample TBD To be determined

NI Newly Identified CSI Continuing School Improvement CA Corrective Action RP Plan to Restructure R Restructure DELAY School Improvement Status HOLD School Improvement Status