



SC Annual School Report Card Summary

Lemira Elementary School
 Sumter School District
 Grades: PK-5 Enrollment: 559
 Principal: Delcia Harper-Baxter
 Superintendent: Randolph D. Bynum, Sr.
 Board Chair: Larry D. Addison

PERFORMANCE

Comprehensive detail, including definitions of ratings, performance criteria, and explanations of status, is available on www.ed.sc.gov and www.eoc.sc.gov as well as school and school district websites. Printed versions are available from school districts upon request.

YEAR	ABSOLUTE RATING	GROWTH RATING	PALMETTO GOLD AND SILVER AWARD		ESEA/FEDERAL ACCOUNTABILITY RATING SYSTEM	
			General Performance	Closing the Gap	ESEA Grade	Accountability Indicator
2012	Average	Average	TBD	TBD	A	Reward
2011	Average	Average	N/A	N/A	N/A	N/A
2010	Average	Average	N/A	N/A	N/A	N/A

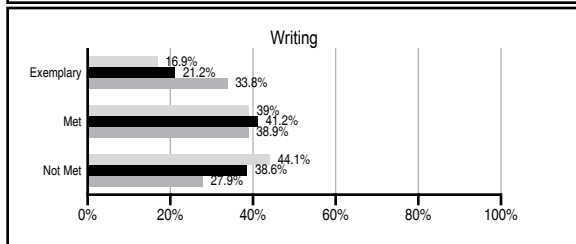
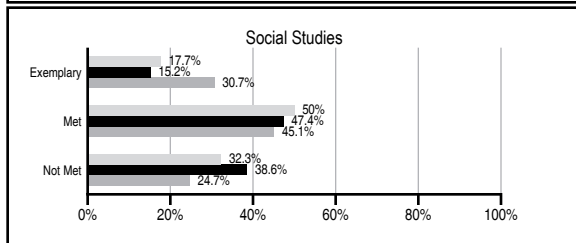
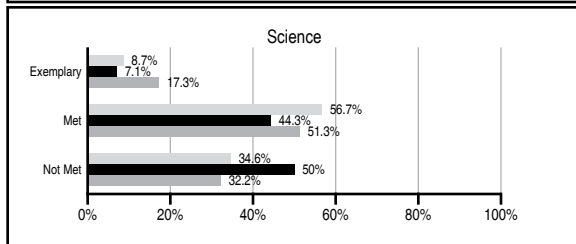
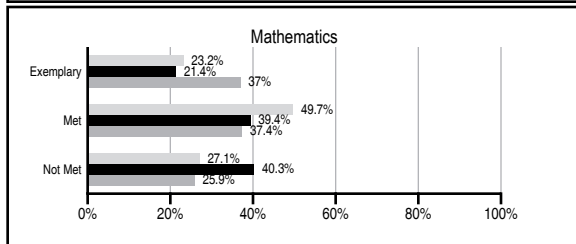
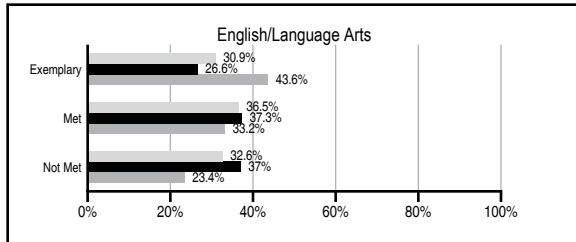
ABSOLUTE RATINGS OF ELEMENTARY SCHOOLS WITH STUDENTS LIKE OURS*

EXCELLENT	GOOD	AVERAGE	BELOW AVERAGE	AT-RISK
2	8	75	47	19

* Ratings are calculated with data available by 11/07/2012. Schools with Students Like Ours are Elementary Schools with Poverty Indices of no more than 5% above or below the index for this school.

PASS PERFORMANCE

Our School
 Elementary Schools with Students Like Ours
 Elementary schools statewide



NAEP PERFORMANCE*

* Performance reported for SC and nation, data not available at school level. Percentages at NAEP Achievement Levels.



SC PERFORMANCE VISION

By 2020 all students will graduate with the knowledge and skills necessary to compete successfully in the global economy, participate in a democratic society and contribute positively as members of families and communities.

Abbreviations Key

N/A Not Applicable N/AV Not Available N/C Not Collected N/R Not Reported I/S Insufficient Sample TBD To be determined

Lemira Elementary School [Sumter School District]

SCHOOL PROFILE

	Our School	Change from Last Year	Elementary Schools with Students Like Ours	Median Elementary School
Students (n=559)				
Retention rate	6.2%	N/A	1.2%	1.0%
Attendance rate	96.7%	N/A	96.3%	96.6%
Served by gifted and talented program	N/AV	N/AV	N/AV	N/AV
With disabilities other than speech	N/AV	N/AV	N/AV	N/AV
Older than usual for grade	N/AV	N/AV	N/AV	N/AV
Out-of-school suspensions or expulsions for violent and/or criminal offenses	0.0%	N/R	0.0%	0.0%
Teachers (n=40)				
Teachers with advanced degrees	62.5%	N/A	62.5%	63.0%
Continuing contract teachers	N/AV	N/AV	N/AV	N/AV
Teachers returning from previous year	91.5%	N/A	85.3%	88.7%
Teacher attendance rate	94.8%	N/R	95.4%	95.1%
Average teacher salary*	\$44,045	I/S	\$44,974	\$47,210
Classes not taught by highly qualified teachers	0.0%	N/A	0.0%	0.0%
Professional development days/teacher	7.7 days	N/R	9.5 days	10.5 days
School				
Principal's years at school	18.0	N/R	4.0	4.0
Student-teacher ratio in core subjects	19.3 to 1	N/R	18.1 to 1	20.0 to 1
Prime instructional time	91.0%	N/R	90.6%	90.5%
Opportunities in the arts	Good	N/R	Good	Good
SACS accreditation	Yes	N/R	Yes	Yes
Parents attending conferences	20.0%	N/R	100.0%	100.0%
Character development program	Excellent	N/R	Excellent	Excellent
Dollars spent per pupil**	N/A	N/A	\$8,384	\$7,247
Percent of expenditures for instruction**	N/A	N/A	65.9%	68.2%
Percent of expenditures for teacher salaries**	N/A	N/A	62.8%	65.7%
ESEA composite index score	98.1	N/A	80.3	91.9

* Length of contract = 185+ days.

** Prior year audited financial data available.

EVALUATION RESULTS

	Teachers	Students*	Parents*
Number of surveys returned	32	63	33
Percent satisfied with learning environment	100.0%	95.2%	93.9%
Percent satisfied with social and physical environment	100.0%	90.5%	93.9%
Percent satisfied with school-home relations	90.6%	84.1%	87.5%

*Only students at the highest elementary school grade level at this school and their parents were included.

REPORT OF PRINCIPAL AND SCHOOL IMPROVEMENT COUNCIL

This year has been another booming year at Lemira Elementary School! We continue to focus on preparing our students to become life-long learners by embracing the theme, "Excellence by Exceeding Expectations: Creating College Bound Students." Our journey to improve student achievement regenerates innovative, rigorous, and challenging teaching strategies. We were successful in providing an atmosphere for our students to become real-world readers through participation in authentic literature experience. Independent reading, daily read alouds, and student/teacher conferences are held in each homeroom classroom. Students in all grade levels had the chance to share their reflections on their reading through Writer's Notebooks and Author's Teas. Opportunities were provided for sharing what they learned in all subject areas through projects, oral presentations, and rubrics. Students participated in literature circles and book talks based on their interests and needs. Reading strategies were implemented to help students understand and apply math skills. Strategies such as making connections, questioning, visualizing, and writing for reasoning and reflecting were used to improve math, language, and thinking skills. Teachers used and continued to receive training on effective use of Promethean Boards in the classroom. Professional development was provided on using technology to increase student engagement and achievement. The media center provided opportunities for students to access technology such as eReaders and Play Aways.

We continue to work closely with the community in various ways. Community volunteers were involved activities such as assisting students with their first quarter science projects, serving as mentors for our Saving Our Sons program, and our Stepping to Success program. Our family involvement continues to flourish through involvement in activities such as serving on school committees, volunteering in the classroom, assisting students with projects, and serving as chaperones for field trips. Service learning opportunities continue to be a vital part of our instructional program. Ms. Tonia Major was the 2011-2012 Teacher of the Year. A National Certified Board Teacher, she is a first grade reading recovery and ELA, Social Studies teacher. Lemira received the Palmetto Silver Award for overall improvement on the PASS test. The Golden Steppers won three first place trophies, and one third place trophy in four competitions in the Midlands. The Lemira Percussion Ensemble performed in the closing celebration at the Spoleto Festival in Charleston.

Believing that all of our children are college and career readiness bound, we will remain vigilant in teaching with rigor and challenging all to become productive citizens.

Delcia Harper-Baxter, Principal
Leslie Dowling, SIC Chairperson

Comprehensive detail, including definitions of ratings, performance criteria, and explanations of status, is available on www.ed.sc.gov and www.eoc.sc.gov as well as school and school district websites.

Printed versions are available from school districts upon request.

Abbreviations Key

N/A Not Applicable N/AV Not Available N/C Not Collected N/R Not Reported I/S Insufficient Sample TBD To be determined
NI Newly Identified CSI Continuing School Improvement CA Corrective Action RP Plan to Restructure R Restructure DELAY School Improvement Status HOLD School Improvement Status