



SC Annual School Report Card Summary

Crosswell Drive Elementary
 Sumter School District
 Grades: PK-5 Enrollment: 601
 Principal: Michael Riggins
 Superintendent: Randolph D. Bynum, Sr.
 Board Chair: Larry D. Addison

PERFORMANCE

Comprehensive detail, including definitions of ratings, performance criteria, and explanations of status, is available on www.ed.sc.gov and www.eoc.sc.gov as well as school and school district websites. Printed versions are available from school districts upon request.

YEAR	ABSOLUTE RATING	GROWTH RATING	PALMETTO GOLD AND SILVER AWARD		ESEA/FEDERAL ACCOUNTABILITY RATING SYSTEM	
			General Performance	Closing the Gap	ESEA Grade	Accountability Indicator
2012	Below Average	Average	TBD	TBD	C	N/A
2011	Below Average	Below Average	N/A	N/A	N/A	N/A
2010	Average	Average	N/A	N/A	N/A	N/A

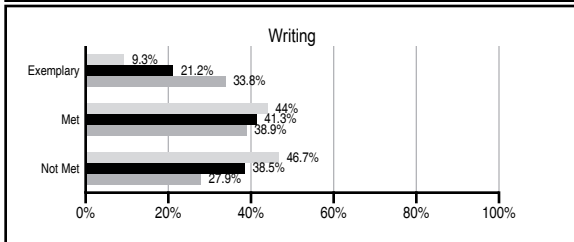
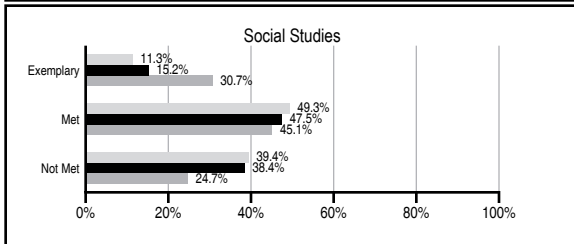
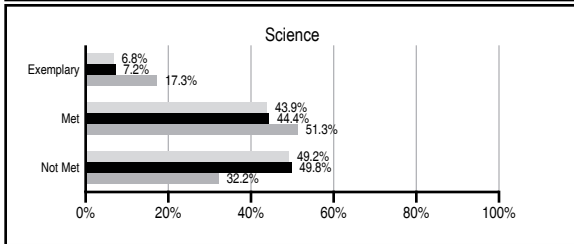
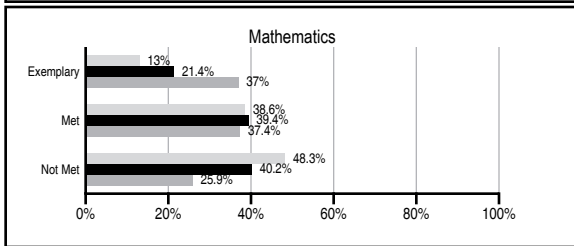
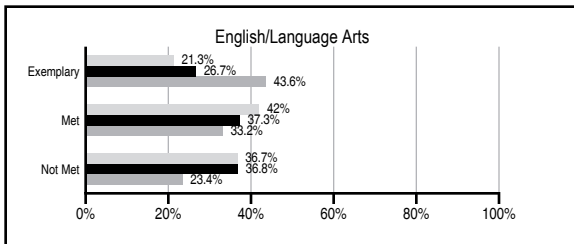
ABSOLUTE RATINGS OF ELEMENTARY SCHOOLS WITH STUDENTS LIKE OURS*

EXCELLENT	GOOD	AVERAGE	BELOW AVERAGE	AT-RISK
2	8	77	47	19

* Ratings are calculated with data available by 11/07/2012. Schools with Students Like Ours are Elementary Schools with Poverty Indices of no more than 5% above or below the index for this school.

PASS PERFORMANCE

Our School
 Elementary Schools with Students Like Ours
 Elementary schools statewide



NAEP PERFORMANCE*

* Performance reported for SC and nation, data not available at school level. Percentages at NAEP Achievement Levels.



SC PERFORMANCE VISION

By 2020 all students will graduate with the knowledge and skills necessary to compete successfully in the global economy, participate in a democratic society and contribute positively as members of families and communities.

Abbreviations Key

N/A Not Applicable N/AV Not Available N/C Not Collected N/R Not Reported I/S Insufficient Sample TBD To be determined

Crosswell Drive Elementary [Sumter School District]

SCHOOL PROFILE

	Our School	Change from Last Year	Elementary Schools with Students Like Ours	Median Elementary School
Students (n=601)				
Retention rate	4.0%	N/A	1.2%	1.0%
Attendance rate	95.8%	N/A	96.3%	96.6%
Served by gifted and talented program	N/AV	N/AV	N/AV	N/AV
With disabilities other than speech	N/AV	N/AV	N/AV	N/AV
Older than usual for grade	N/AV	N/AV	N/AV	N/AV
Out-of-school suspensions or expulsions for violent and/or criminal offenses	0.2%	N/R	0.0%	0.0%
Teachers (n=44)				
Teachers with advanced degrees	54.5%	N/A	62.5%	63.0%
Continuing contract teachers	N/AV	N/AV	N/AV	N/AV
Teachers returning from previous year	88.4%	N/A	85.3%	88.7%
Teacher attendance rate	95.1%	N/R	95.5%	95.1%
Average teacher salary*	\$42,784	I/S	\$44,974	\$47,210
Classes not taught by highly qualified teachers	0.0%	N/A	0.0%	0.0%
Professional development days/teacher	6.5 days	N/R	9.5 days	10.5 days
School				
Principal's years at school	1.0	N/R	4.0	4.0
Student-teacher ratio in core subjects	16.8 to 1	N/R	18.1 to 1	20.0 to 1
Prime instructional time	90.5%	N/R	90.7%	90.5%
Opportunities in the arts	Good	N/R	Good	Good
SACS accreditation	Yes	N/R	Yes	Yes
Parents attending conferences	98.9%	N/R	100.0%	100.0%
Character development program	Good	N/R	Excellent	Excellent
Dollars spent per pupil**	N/A	N/A	\$8,388	\$7,247
Percent of expenditures for instruction**	N/A	N/A	65.9%	68.2%
Percent of expenditures for teacher salaries**	N/A	N/A	62.8%	65.7%
ESEA composite index score	74.9	N/A	81.4	91.9

* Length of contract = 185+ days.

** Prior year audited financial data available.

EVALUATION RESULTS

	Teachers	Students*	Parents*
Number of surveys returned	32	79	65
Percent satisfied with learning environment	84.4%	87.0%	82.5%
Percent satisfied with social and physical environment	78.1%	90.8%	84.6%
Percent satisfied with school-home relations	50.0%	82.1%	74.6%

*Only students at the highest elementary school grade level at this school and their parents were included.

REPORT OF PRINCIPAL AND SCHOOL IMPROVEMENT COUNCIL

Crosswell Drive Elementary is a school that is committed to providing an excellent education for our students. We want our children to be successful in life and therefore work to develop the whole child by focusing on the academic, social, and artistic development of our children. In order to complete our mission, we continue to garner support from and build relationships between the school and community. As we worked to increase student achievement in all areas, we specifically focused on English language arts and mathematics. We completed several initiatives to reach our goals. Our faculty completed a book study to refine instructional techniques in mathematics and participated in professional development in writing. Additionally, we completed the first full year of implementing TAP, a teacher advancement system. In TAP, teachers participated in weekly professional development based on the school's instructional needs. Teachers also received formal observations and received feedback from the observer. Finally, teachers reflected on their teaching, identified a refinement area, and created an Individual Growth Plan to refine the identified area. This has been an effective way to identify instructional needs and improve them through in-house professional development.

We have also continued to support the artistic needs of our students with our Magnet Program for Technology and the Arts. Throughout the year, students participated in such programs as voice, dance, technology, step and cheer, and drama. They also had several opportunities to showcase their talents by performing in the community. Performances include the Sumter Christmas Parade, the Cultural Festival at USC Upstate, Stomp the Yard competition and a final performance at Patriot Hall to showcase the many talents that were developed throughout the year. Along with the artistic opportunities, students participated in activities to develop athletic and leadership skills. Our flag football team had a great season and was successful in winning the championship for the Sumter School District Elementary Flag Football League. In addition, our K-Kids program, sponsored by the Kiwanis, participated in a leadership camp during the summer and continued to develop those skills throughout the year.

Crosswell Drive has worked to build relationships within the community and with our parents. We were adopted by Crosswell Baptist Church and have benefited from their volunteering within the school and from donations of supplies. We have also worked with the Crosswell Community Improvement Committee to help improve the community and build relationships with the people of the Crosswell Community. We have an open door policy and welcome parents and community members. We are proud of our accomplishments and are excited about the future.

Michael Riggins, Principal
Lorri Delay, SIC Chair

Comprehensive detail, including definitions of ratings, performance criteria, and explanations of status, is available on www.ed.sc.gov and www.eoc.sc.gov as well as school and school district websites.

Printed versions are available from school districts upon request.

Abbreviations Key

N/A Not Applicable N/AV Not Available N/C Not Collected N/R Not Reported I/S Insufficient Sample TBD To be determined
NI Newly Identified CSI Continuing School Improvement CA Corrective Action RP Plan to Restructure R Restructure DELAY School Improvement Status HOLD School Improvement Status