



SC Annual School Report Card Summary

Alice Drive Elementary
 Sumter School District
 Grades: PK-5 Enrollment: 684
 Principal: Sheree T. Boozer
 Superintendent: Randolph D. Bynum, Sr.
 Board Chair: Larry D. Addison

PERFORMANCE

Comprehensive detail, including definitions of ratings, performance criteria, and explanations of status, is available on www.ed.sc.gov and www.eoc.sc.gov as well as school and school district websites. Printed versions are available from school districts upon request.

YEAR	ABSOLUTE RATING	GROWTH RATING	PALMETTO GOLD AND SILVER AWARD		ESEA/FEDERAL ACCOUNTABILITY RATING SYSTEM	
			General Performance	Closing the Gap	ESEA Grade	Accountability Indicator
2012	Good	Average	TBD	TBD	C	N/A
2011	Good	Good	N/A	N/A	N/A	N/A
2010	Good	Good	N/A	N/A	N/A	N/A

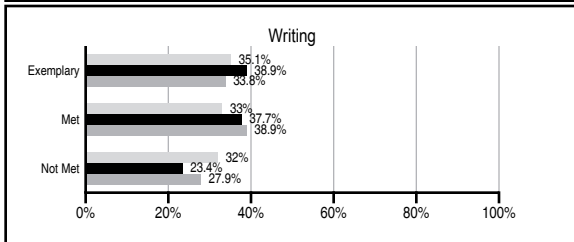
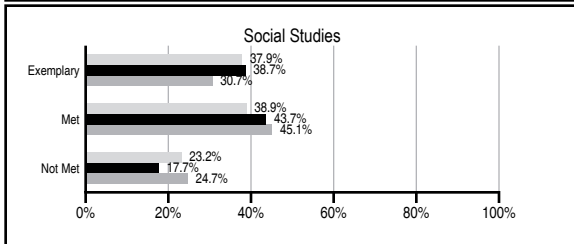
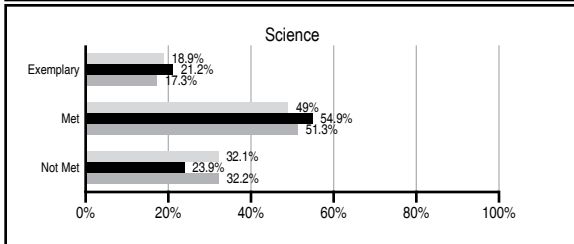
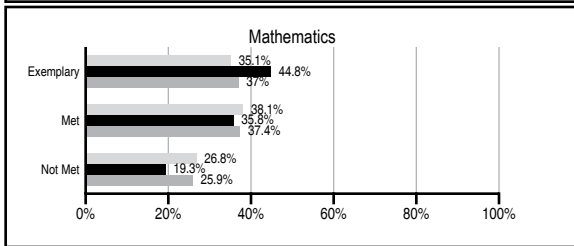
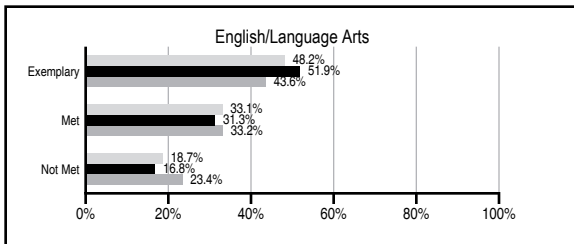
ABSOLUTE RATINGS OF ELEMENTARY SCHOOLS WITH STUDENTS LIKE OURS*

EXCELLENT	GOOD	AVERAGE	BELOW AVERAGE	AT-RISK
36	24	6	1	0

* Ratings are calculated with data available by 11/07/2012. Schools with Students Like Ours are Elementary Schools with Poverty Indices of no more than 5% above or below the index for this school.

PASS PERFORMANCE

Our School Elementary Schools with Students Like Ours Elementary schools statewide



NAEP PERFORMANCE*

* Performance reported for SC and nation, data not available at school level. Percentages at NAEP Achievement Levels.



SC PERFORMANCE VISION

By 2020 all students will graduate with the knowledge and skills necessary to compete successfully in the global economy, participate in a democratic society and contribute positively as members of families and communities.

Abbreviations Key

N/A Not Applicable N/AV Not Available N/C Not Collected N/R Not Reported I/S Insufficient Sample TBD To be determined

Alice Drive Elementary [Sumter School District]

SCHOOL PROFILE

	Our School	Change from Last Year	Elementary Schools with Students Like Ours	Median Elementary School
Students (n=684)				
Retention rate	0.6%	N/A	0.6%	1.0%
Attendance rate	96.9%	N/A	96.9%	96.6%
Served by gifted and talented program	N/AV	N/AV	N/AV	N/AV
With disabilities other than speech	N/AV	N/AV	N/AV	N/AV
Older than usual for grade	N/AV	N/AV	N/AV	N/AV
Out-of-school suspensions or expulsions for violent and/or criminal offenses	0.0%	N/R	0.0%	0.0%
Teachers (n=39)				
Teachers with advanced degrees	66.7%	N/A	63.4%	63.0%
Continuing contract teachers	N/AV	N/AV	N/AV	N/AV
Teachers returning from previous year	89.8%	N/A	90.0%	88.7%
Teacher attendance rate	95.3%	N/R	95.0%	95.1%
Average teacher salary*	\$46,733	I/S	\$49,219	\$47,210
Classes not taught by highly qualified teachers	0.0%	N/A	0.0%	0.0%
Professional development days/teacher	13.9 days	N/R	10.3 days	10.5 days
School				
Principal's years at school	1.0	N/R	5.0	4.0
Student-teacher ratio in core subjects	20.0 to 1	N/R	20.4 to 1	20.0 to 1
Prime instructional time	91.9%	N/R	90.7%	90.5%
Opportunities in the arts	Good	N/R	Good	Good
SACS accreditation	Yes	N/R	Yes	Yes
Parents attending conferences	100.0%	N/R	100.0%	100.0%
Character development program	Excellent	N/R	Excellent	Excellent
Dollars spent per pupil**	N/A	N/A	\$6,749	\$7,247
Percent of expenditures for instruction**	N/A	N/A	69.8%	68.2%
Percent of expenditures for teacher salaries**	N/A	N/A	67.9%	65.7%
ESEA composite index score	76.9	N/A	95.1	91.9

* Length of contract = 185+ days.

** Prior year audited financial data available.

EVALUATION RESULTS

	Teachers	Students*	Parents*
Number of surveys returned	39	94	59
Percent satisfied with learning environment	94.9%	87.8%	92.9%
Percent satisfied with social and physical environment	97.4%	89.1%	93.1%
Percent satisfied with school-home relations	92.3%	92.5%	94.7%

*Only students at the highest elementary school grade level at this school and their parents were included.

REPORT OF PRINCIPAL AND SCHOOL IMPROVEMENT COUNCIL

The 2011 – 2012 school year has marked another year of distinction at Alice Drive Elementary. Our focus on the whole child provided the year with much improvement in academics as well as enhancement of the arts. We are a data driven school, using a wide of variety of student assessments and performance data to meet the individual needs of our students. We continue to strive to make our school the best it can possibly be. We have a school that is warm and inviting, and dedicated to providing a positive learning community for our students. We had an emphasis on math this year with yearlong staff development on this subject. We targeted the improvement of our students' math skills through the use of hands on manipulatives and intensive small group instruction. We continued to show improvement with Alice Drive receiving the Palmetto Silver Award for improvement of test scores. Our school-wide in-school tutoring program, which utilizes community and parent volunteers to provide extra assistance in reading and math, continues to expand and serves over 44 students.

Our School Improvement Council has been instrumental in establishing our in-school tutoring program as well as raising funds for classroom resources and supporting teacher needs in the classroom. Our monthly workshops have shown a marked increase in attendance with workshops for each grade level as well as special subject areas such as science projects and PASS testing. These workshops provide parents information on reading, math, and strategies on how to help their children at home. Our annual Family Science Night was a great success with over 300 students and parents enjoying an evening of food and fun with science. Our Art Gallery Night, along with workshops, PTA events, Spring Fling, and other special events, provide parents with opportunities to come and enjoy evenings and other times with their children.

We have 100% highly qualified staff. Our teachers work diligently to improve student achievement. Our teachers participate in professional development activities, graduate classes, and workshops to improve their knowledge of effective instructional strategies and expand their repertoire of activities for their classroom. Incorporation of activities such as Reading Recovery, READ 180, Classworks, math manipulatives, technology, as well as strategies for learning have provided all students a chance to learn and grow.

We continued our commitment to our community by providing ways for our students to contribute to local efforts. We participated in the Salvation Army canned food drive, The Angel Tree toy drive, Shower Shaw with Cookies, Greenhouse Shelter blanket drive, St. Jude's Hospital Math-a-thon and several school-wide recycling projects.

ADE diligently has pursued its mission to provide a positive school environment and provide developmentally appropriate learning experiences for all our students. We strive to make ADE a place where everyone feels welcome and where everyone can become a part of our community.

Sheree T. Boozer, Principal
Joyce Gillard, SIC Chair

Comprehensive detail, including definitions of ratings, performance criteria, and explanations of status, is available on www.ed.sc.gov and www.eoc.sc.gov as well as school and school district websites.

Printed versions are available from school districts upon request.

Abbreviations Key

N/A Not Applicable N/AV Not Available N/C Not Collected N/R Not Reported I/S Insufficient Sample TBD To be determined

NI Newly Identified CSI Continuing School Improvement CA Corrective Action RP Plan to Restructure R Restructure DELAY School Improvement Status HOLD School Improvement Status