



SC Annual School Report Card Summary

Shaw Heights Elementary School
 Sumter School District
 Grades: 2-3 Enrollment: 524
 Principal: Dr. Melissa Morris
 Superintendent: Randolph D. Bynum, Sr.
 Board Chair: Larry D. Addison

PERFORMANCE

Comprehensive detail, including definitions of ratings, performance criteria, and explanations of status, is available on www.ed.sc.gov and www.eoc.sc.gov as well as school and school district websites. Printed versions are available from school districts upon request.

YEAR	ABSOLUTE RATING	GROWTH RATING	PALMETTO GOLD AND SILVER AWARD		ESEA/FEDERAL ACCOUNTABILITY RATING SYSTEM	
			General Performance	Closing the Gap	ESEA Grade	Accountability Indicator
2012	Excellent	Good	TBD	TBD	A	Reward
2011	Excellent	Excellent	N/A	N/A	N/A	N/A
2010	Excellent	Good	N/A	N/A	N/A	NI-DELAY

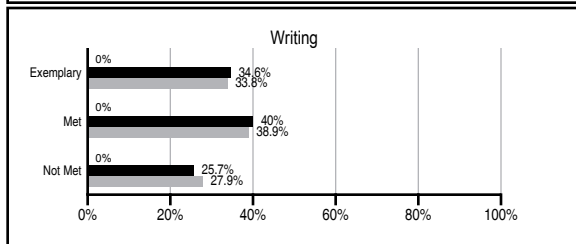
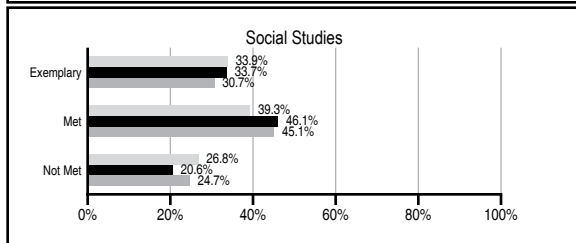
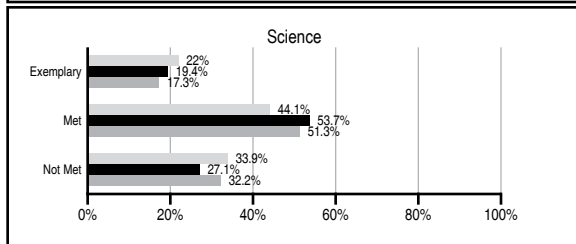
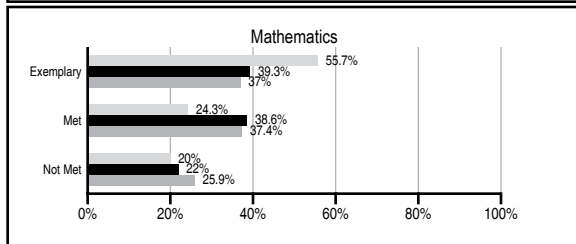
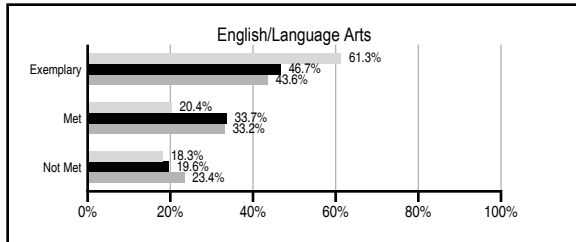
ABSOLUTE RATINGS OF ELEMENTARY SCHOOLS WITH STUDENTS LIKE OURS*

EXCELLENT	GOOD	AVERAGE	BELOW AVERAGE	AT-RISK
31	42	29	1	0

* Ratings are calculated with data available by 11/07/2012. Schools with Students Like Ours are Elementary Schools with Poverty Indices of no more than 5% above or below the index for this school.

PASS PERFORMANCE

Our School
 Elementary Schools with Students Like Ours
 Elementary schools statewide



NAEP PERFORMANCE*

* Performance reported for SC and nation, data not available at school level. Percentages at NAEP Achievement Levels.



SC PERFORMANCE VISION

By 2020 all students will graduate with the knowledge and skills necessary to compete successfully in the global economy, participate in a democratic society and contribute positively as members of families and communities.

Abbreviations Key

N/A Not Applicable N/AV Not Available N/C Not Collected N/R Not Reported I/S Insufficient Sample TBD To be determined

Shaw Heights Elementary School [Sumter School

SCHOOL PROFILE

	Our School	Change from Last Year	Elementary Schools with Students Like Ours	Median Elementary School
Students (n=524)				
Retention rate	2.8%	N/A	1.1%	1.0%
Attendance rate	95.7%	N/A	96.5%	96.6%
Served by gifted and talented program	N/AV	N/AV	N/AV	N/AV
With disabilities other than speech	N/AV	N/AV	N/AV	N/AV
Older than usual for grade	N/AV	N/AV	N/AV	N/AV
Out-of-school suspensions or expulsions for violent and/or criminal offenses	0.0%	N/R	0.0%	0.0%
Teachers (n=24)				
Teachers with advanced degrees	66.7%	N/A	61.8%	63.0%
Continuing contract teachers	N/AV	N/AV	N/AV	N/AV
Teachers returning from previous year	83.8%	N/A	89.1%	88.7%
Teacher attendance rate	96.7%	N/R	95.2%	95.1%
Average teacher salary*	\$45,546	I/S	\$47,390	\$47,210
Classes not taught by highly qualified teachers	0.0%	N/A	0.0%	0.0%
Professional development days/teacher	10.1 days	N/R	11.3 days	10.5 days
School				
Principal's years at school	1.0	N/R	5.0	4.0
Student-teacher ratio in core subjects	24.0 to 1	N/R	20.2 to 1	20.0 to 1
Prime instructional time	92.2%	N/R	90.3%	90.5%
Opportunities in the arts	Good	N/R	Good	Good
SACS accreditation	Yes	N/R	Yes	Yes
Parents attending conferences	96.5%	N/R	100.0%	100.0%
Character development program	Excellent	N/R	Excellent	Excellent
Dollars spent per pupil**	N/A	N/A	\$6,788	\$7,247
Percent of expenditures for instruction**	N/A	N/A	68.0%	68.2%
Percent of expenditures for teacher salaries**	N/A	N/A	66.1%	65.7%
ESEA composite index score	96.1	N/A	92.9	91.9

* Length of contract = 185+ days.

** Prior year audited financial data available.

EVALUATION RESULTS

	Teachers	Students*	Parents*
Number of surveys returned	28	212	135
Percent satisfied with learning environment	92.9%	86.6%	80.8%
Percent satisfied with social and physical environment	96.4%	83.6%	81.2%
Percent satisfied with school-home relations	77.8%	91.3%	74.2%

*Only students at the highest elementary school grade level at this school and their parents were included.

REPORT OF PRINCIPAL AND SCHOOL IMPROVEMENT COUNCIL

Shaw Heights Elementary is a Title I school providing students in grades two and three a great place to learn. Our School Improvement Council has made a commitment to provide support for the school's mission and performance goals, and to encourage the involvement of the community. We appreciate the support of parents and community members and see this support as an integral part of our success. We met AYP and earned the Palmetto Gold Award in 2010 and 2011 based on the results of our PASS scores. Our 2011 absolute performance rating was EXCELLENT and our improvement rating was EXCELLENT. We are pleased with our students' academic progress.

Our teachers continue to use standard based instructional plans, and provide students with critical thinking skills and problem solving activities. Our teachers utilize test data to focus on programs that will help to increase student achievement by reinforcing weak areas. We have a child study team, computer lab, accelerated reader, parent volunteers, parenting workshops and other programs in place to meet the needs of the students at Shaw Heights Elementary.

Our students participate in art, physical education, and music programs. The Shaw Heights chorus sings at a variety of school functions and community events. We will continue to utilize research, involve our parents and community members, and focus on appropriate academic planning and instruction to improve the achievement of each child attending Shaw Heights Elementary.

Allison Mathis, President School Improvement Council
Elizabeth Compton, Principal

Comprehensive detail, including definitions of ratings, performance criteria, and explanations of status, is available on www.ed.sc.gov and www.eoc.sc.gov as well as school and school district websites.

Printed versions are available from school districts upon request.

Abbreviations Key

N/A Not Applicable N/AV Not Available N/C Not Collected N/R Not Reported I/S Insufficient Sample TBD To be determined

NI Newly Identified CSI Continuing School Improvement CA Corrective Action RP Plan to Restructure R Restructure DELAY School Improvement Status HOLD School Improvement Status