



SC Annual School Report Card Summary

Rafting Creek Elementary
Sumter School District
Grades: PK-5 **Enrollment: 205**
Principal: Ida Barboza
Superintendent: Randolph D. Bynum, Sr.
Board Chair: Larry D. Addison

PERFORMANCE

Comprehensive detail, including definitions of ratings, performance criteria, and explanations of status, is available on www.ed.sc.gov and www.eoc.sc.gov as well as school and school district websites. Printed versions are available from school districts upon request.

YEAR	ABSOLUTE RATING	GROWTH RATING	PALMETTO GOLD AND SILVER AWARD		ESEA/FEDERAL ACCOUNTABILITY RATING SYSTEM	
			General Performance	Closing the Gap	ESEA Grade	Accountability Indicator
2012	Below Average	Average	TBD	TBD	F	N/A
2011	Below Average	Below Average	N/A	N/A	N/A	N/A
2010	Average	Average	N/A	N/A	N/A	N/A

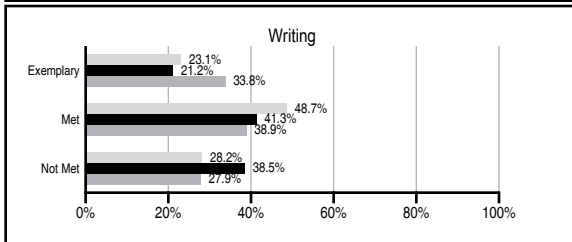
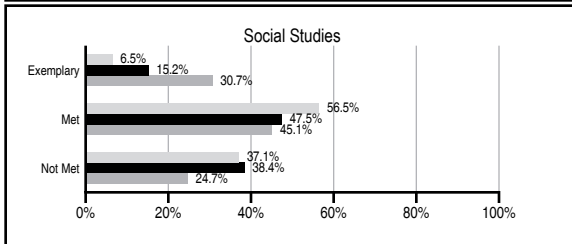
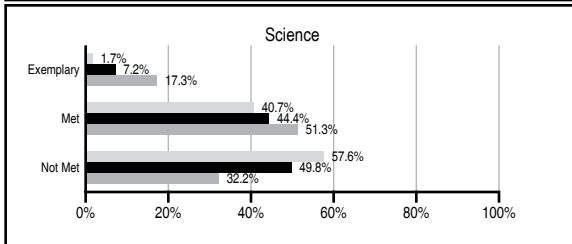
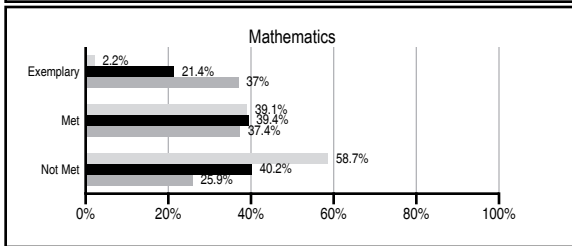
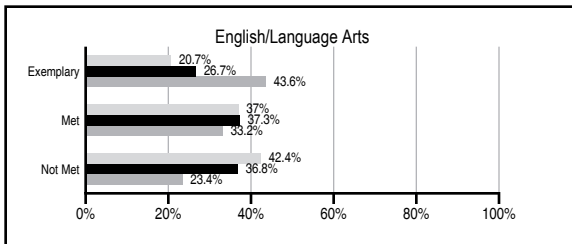
ABSOLUTE RATINGS OF ELEMENTARY SCHOOLS WITH STUDENTS LIKE OURS*

EXCELLENT	GOOD	AVERAGE	BELOW AVERAGE	AT-RISK
2	8	77	47	19

* Ratings are calculated with data available by 11/07/2012. Schools with Students Like Ours are Elementary Schools with Poverty Indices of no more than 5% above or below the index for this school.

PASS PERFORMANCE

Our School
 Elementary Schools with Students Like Ours
 Elementary schools statewide



NAEP PERFORMANCE*

* Performance reported for SC and nation, data not available at school level. Percentages at NAEP Achievement Levels.



SC PERFORMANCE VISION

By 2020 all students will graduate with the knowledge and skills necessary to compete successfully in the global economy, participate in a democratic society and contribute positively as members of families and communities.

Abbreviations Key

N/A Not Applicable N/AV Not Available N/C Not Collected N/R Not Reported I/S Insufficient Sample TBD To be determined

Rafting Creek Elementary [Sumter School District]

SCHOOL PROFILE

	Our School	Change from Last Year	Elementary Schools with Students Like Ours	Median Elementary School
Students (n=205)				
Retention rate	3.1%	N/A	1.2%	1.0%
Attendance rate	97.1%	N/A	96.3%	96.6%
Served by gifted and talented program	N/AV	N/AV	N/AV	N/AV
With disabilities other than speech	N/AV	N/AV	N/AV	N/AV
Older than usual for grade	N/AV	N/AV	N/AV	N/AV
Out-of-school suspensions or expulsions for violent and/or criminal offenses	0.0%	N/R	0.0%	0.0%
Teachers (n=15)				
Teachers with advanced degrees	80.0%	N/A	62.5%	63.0%
Continuing contract teachers	N/AV	N/AV	N/AV	N/AV
Teachers returning from previous year	85.4%	N/A	85.3%	88.7%
Teacher attendance rate	95.8%	N/R	95.5%	95.1%
Average teacher salary*	\$45,655	I/S	\$44,974	\$47,210
Classes not taught by highly qualified teachers	0.0%	N/A	0.0%	0.0%
Professional development days/teacher	0.5 days	N/R	9.5 days	10.5 days
School				
Principal's years at school	28.0	N/R	4.0	4.0
Student-teacher ratio in core subjects	18.1 to 1	N/R	18.1 to 1	20.0 to 1
Prime instructional time	92.7%	N/R	90.7%	90.5%
Opportunities in the arts	Good	N/R	Good	Good
SACS accreditation	Yes	N/R	Yes	Yes
Parents attending conferences	100.0%	N/R	100.0%	100.0%
Character development program	Excellent	N/R	Excellent	Excellent
Dollars spent per pupil**	N/A	N/A	\$8,388	\$7,247
Percent of expenditures for instruction**	N/A	N/A	65.9%	68.2%
Percent of expenditures for teacher salaries**	N/A	N/A	62.8%	65.7%
ESEA composite index score	51.4	N/A	81.4	91.9

* Length of contract = 185+ days.

** Prior year audited financial data available.

REPORT OF PRINCIPAL AND SCHOOL IMPROVEMENT COUNCIL

Dear Parents / Guardians:

We are progressing rapidly toward achieving our stated School Renewal objectives. We are proud to report that Adequate Yearly Progress was met for eight consecutive school years. Our instructional strategies and activities, Measures of Academic Progress (MAP), professional staff development and clearly defined goals and objectives, are all an integral part of our initiative to increase students' proficiency in all areas on the Palmetto Assessment of State Standards (PASS). As we continually strive to meet the challenges set before us, we take this opportunity to thank our parents for the support shown through parent conferences, visits, etc., and ask for your continued support as we prepare our students to meet the challenges of a "global society."

Sincerely,
Loretta Nelson-White, Chairperson School Improvement Council
Ida Barboza, Principal

EVALUATION RESULTS

	Teachers	Students*	Parents*
Number of surveys returned	17	34	24
Percent satisfied with learning environment	100.0%	94.1%	81.0%
Percent satisfied with social and physical environment	100.0%	97.1%	79.2%
Percent satisfied with school-home relations	64.7%	100.0%	86.4%

*Only students at the highest elementary school grade level at this school and their parents were included.

Comprehensive detail, including definitions of ratings, performance criteria, and explanations of status, is available on www.ed.sc.gov and www.eoc.sc.gov as well as school and school district websites.

Printed versions are available from school districts upon request.

Abbreviations Key

N/A Not Applicable N/AV Not Available N/C Not Collected N/R Not Reported I/S Insufficient Sample TBD To be determined
NI Newly Identified CSI Continuing School Improvement CA Corrective Action RP Plan to Restructure R Restructure DELAY School Improvement Status HOLD School Improvement Status