



SC Annual School Report Card Summary

High Hills Elementary School
 Sumter School District
 Grades: 4-5 Enrollment: 451
 Principal: Dr. Maggie Wright
 Superintendent: Randolph D. Bynum, Sr.
 Board Chair: Larry D. Addison

PERFORMANCE

Comprehensive detail, including definitions of ratings, performance criteria, and explanations of status, is available on www.ed.sc.gov and www.eoc.sc.gov as well as school and school district websites. Printed versions are available from school districts upon request.

YEAR	ABSOLUTE RATING	GROWTH RATING	PALMETTO GOLD AND SILVER AWARD		ESEA/FEDERAL ACCOUNTABILITY RATING SYSTEM	
			General Performance	Closing the Gap	ESEA Grade	Accountability Indicator
2012	Good	Good	TBD	TBD	A	Reward
2011	Average	Average	N/A	N/A	N/A	NI
2010	Average	Good	N/A	N/A	N/A	N/A

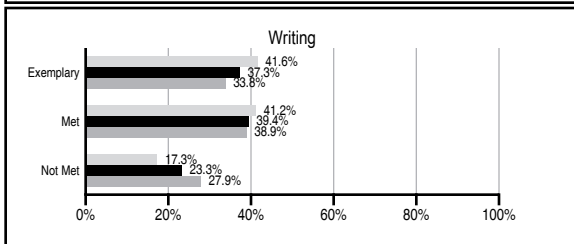
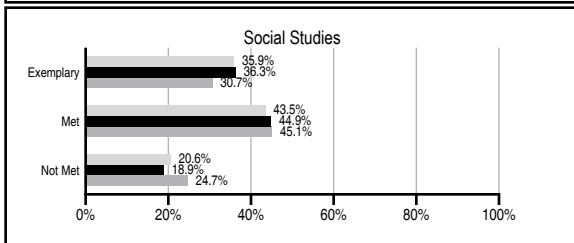
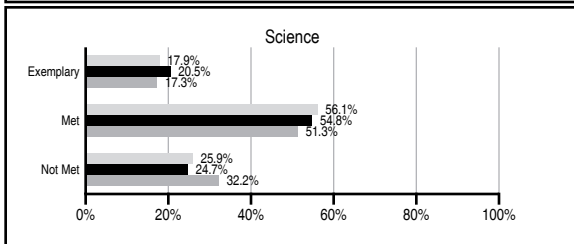
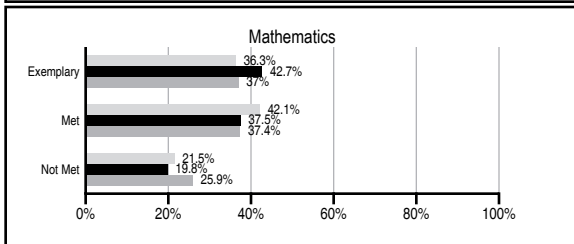
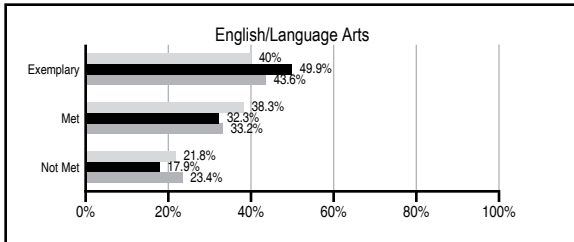
ABSOLUTE RATINGS OF ELEMENTARY SCHOOLS WITH STUDENTS LIKE OURS*

EXCELLENT	GOOD	AVERAGE	BELOW AVERAGE	AT-RISK
41	37	19	0	0

* Ratings are calculated with data available by 11/07/2012. Schools with Students Like Ours are Elementary Schools with Poverty Indices of no more than 5% above or below the index for this school.

PASS PERFORMANCE

Our School
 Elementary Schools with Students Like Ours
 Elementary schools statewide



NAEP PERFORMANCE*

* Performance reported for SC and nation, data not available at school level. Percentages at NAEP Achievement Levels.



SC PERFORMANCE VISION

By 2020 all students will graduate with the knowledge and skills necessary to compete successfully in the global economy, participate in a democratic society and contribute positively as members of families and communities.

Abbreviations Key

N/A Not Applicable N/AV Not Available N/C Not Collected N/R Not Reported I/S Insufficient Sample TBD To be determined

High Hills Elementary School [Sumter School District]

SCHOOL PROFILE

	Our School	Change from Last Year	Elementary Schools with Students Like Ours	Median Elementary School
Students (n=451)				
Retention rate	1.7%	N/A	0.9%	1.0%
Attendance rate	96.9%	N/A	96.6%	96.6%
Served by gifted and talented program	N/AV	N/AV	N/AV	N/AV
With disabilities other than speech	N/AV	N/AV	N/AV	N/AV
Older than usual for grade	N/AV	N/AV	N/AV	N/AV
Out-of-school suspensions or expulsions for violent and/or criminal offenses	0.0%	N/R	0.0%	0.0%
Teachers (n=28)				
Teachers with advanced degrees	53.6%	N/A	64.3%	63.0%
Continuing contract teachers	N/AV	N/AV	N/AV	N/AV
Teachers returning from previous year	84.5%	N/A	89.4%	88.7%
Teacher attendance rate	96.4%	N/R	95.2%	95.1%
Average teacher salary*	\$39,038	I/S	\$48,432	\$47,210
Classes not taught by highly qualified teachers	0.0%	N/A	0.0%	0.0%
Professional development days/teacher	10.0 days	N/R	12.0 days	10.5 days
School				
Principal's years at school	8.0	N/R	5.0	4.0
Student-teacher ratio in core subjects	21.9 to 1	N/R	20.3 to 1	20.0 to 1
Prime instructional time	93.2%	N/R	90.3%	90.5%
Opportunities in the arts	Good	N/R	Good	Good
SACS accreditation	Yes	N/R	Yes	Yes
Parents attending conferences	100.0%	N/R	100.0%	100.0%
Character development program	Excellent	N/R	Excellent	Excellent
Dollars spent per pupil**	N/A	N/A	\$6,848	\$7,247
Percent of expenditures for instruction**	N/A	N/A	67.9%	68.2%
Percent of expenditures for teacher salaries**	N/A	N/A	65.9%	65.7%
ESEA composite index score	95.4	N/A	94.3	91.9

* Length of contract = 185+ days.

** Prior year audited financial data available.

REPORT OF PRINCIPAL AND SCHOOL IMPROVEMENT COUNCIL

High Hills Elementary, a Title I school, provides students in grades four and five a great place to learn. Our student enrollment is made up of military dependents from the nearby Air Force base and students from the surrounding rural community. We have a highly transient population. However, our school and district personnel, parents, community members and students work together effectively to create a positive and inviting learning environment.

Our teachers use district-wide unit plans, which address state standards and provide students with critical thinking and problem solving activities. This year, our teachers have attended a number of workshops, based on Balanced Literacy and Math Solutions. Our language arts teachers are in a literacy class, which offers various approaches to teaching reading strategies and our mathematics teachers work with the math coach for weekly planning.

We continue to utilize educational research and test data to focus on programs that will help increase student achievement. We have an enrichment teacher to work with students in small groups to address our weaknesses in English Language Arts. Our weekly schedule also includes programs such as Accelerated Reader and computer lab. Child Study, volunteers, and parenting workshops are examples of other programs in place to meet the needs of students at High Hills.

Although our school goal of every child scoring proficient or advanced on the PASS has not yet been attained, our students have made progress in all subject areas. We will continue to utilize research, involve our parents and community members, and focus on appropriate academic planning and instruction to improve the achievement of each child attending High Hills Elementary School.

Elizabeth Compton, Principal
Brenda Witherspoon, School Improvement Council Chairperson

EVALUATION RESULTS

	Teachers	Students*	Parents*
Number of surveys returned	31	201	104
Percent satisfied with learning environment	87.1%	88.1%	82.0%
Percent satisfied with social and physical environment	90.3%	84.3%	87.4%
Percent satisfied with school-home relations	77.4%	85.4%	79.2%

*Only students at the highest elementary school grade level at this school and their parents were included.

Comprehensive detail, including definitions of ratings, performance criteria, and explanations of status, is available on www.ed.sc.gov and www.eoc.sc.gov as well as school and school district websites.

Printed versions are available from school districts upon request.

Abbreviations Key

N/A Not Applicable N/AV Not Available N/C Not Collected N/R Not Reported I/S Insufficient Sample TBD To be determined
NI Newly Identified CSI Continuing School Improvement CA Corrective Action RP Plan to Restructure R Restructure DELAY School Improvement Status HOLD School Improvement Status