



SC Annual School Report Card Summary

R E DAVIS ELEMENTARY
Sumter School District
Grades: PK-5 Enrollment: 314
Principal:
Superintendent: Randolph D. Bynum, Sr.
Board Chair: Larry D. Addison

PERFORMANCE

Comprehensive detail, including definitions of ratings, performance criteria, and explanations of status, is available on www.ed.sc.gov and www.eoc.sc.gov as well as school and school district websites. Printed versions are available from school districts upon request.

YEAR	ABSOLUTE RATING	GROWTH RATING	PALMETTO GOLD AND SILVER AWARD		ESEA/FEDERAL ACCOUNTABILITY RATING SYSTEM	
			General Performance	Closing the Gap	ESEA Grade	Accountability Indicator
2012	Average	Average	TBD	TBD	A	Reward
2011	Average	Average	N/A	N/A	N/A	N/A
2010	Average	Good	N/A	N/A	N/A	N/A

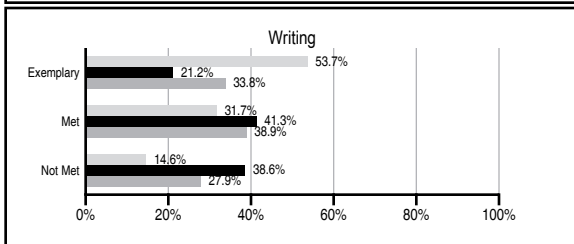
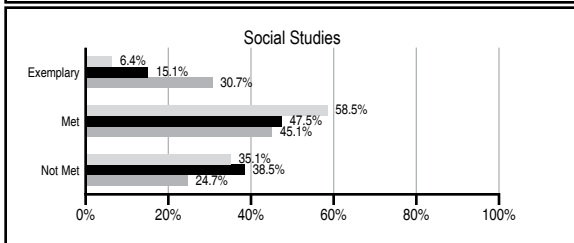
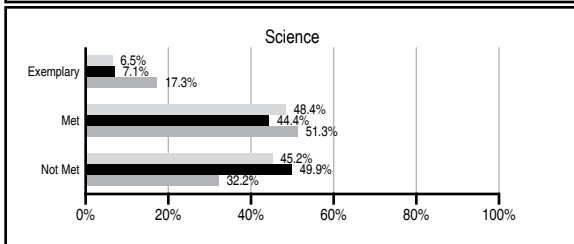
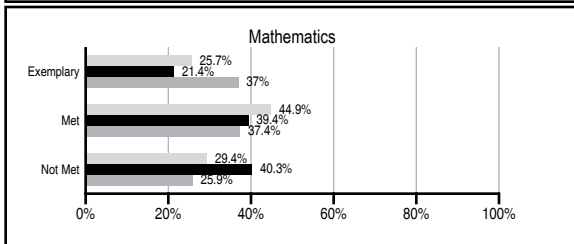
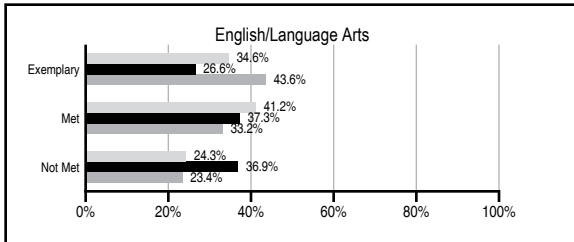
ABSOLUTE RATINGS OF ELEMENTARY SCHOOLS WITH STUDENTS LIKE OURS*

EXCELLENT	GOOD	AVERAGE	BELOW AVERAGE	AT-RISK
2	8	76	47	19

* Ratings are calculated with data available by 11/07/2012. Schools with Students Like Ours are Elementary Schools with Poverty Indices of no more than 5% above or below the index for this school.

PASS PERFORMANCE

Our School
 Elementary Schools with Students Like Ours
 Elementary schools statewide



NAEP PERFORMANCE*

* Performance reported for SC and nation, data not available at school level. Percentages at NAEP Achievement Levels.



SC PERFORMANCE VISION

By 2020 all students will graduate with the knowledge and skills necessary to compete successfully in the global economy, participate in a democratic society and contribute positively as members of families and communities.

Abbreviations Key

N/A Not Applicable N/AV Not Available N/C Not Collected N/R Not Reported I/S Insufficient Sample TBD To be determined

R E DAVIS ELEMENTARY [Sumter School District]

SCHOOL PROFILE

	Our School	Change from Last Year	Elementary Schools with Students Like Ours	Median Elementary School
Students (n=314)				
Retention rate	2.8%	N/A	1.2%	1.0%
Attendance rate	95.7%	N/A	96.4%	96.6%
Served by gifted and talented program	N/AV	N/AV	N/AV	N/AV
With disabilities other than speech	N/AV	N/AV	N/AV	N/AV
Older than usual for grade	N/AV	N/AV	N/AV	N/AV
Out-of-school suspensions or expulsions for violent and/or criminal offenses	N/R	N/R	0.0%	0.0%
Teachers (n=16)				
Teachers with advanced degrees	62.5%	N/A	62.5%	63.0%
Continuing contract teachers	N/AV	N/AV	N/AV	N/AV
Teachers returning from previous year	78.6%	N/A	85.3%	88.7%
Teacher attendance rate	97.3%	N/R	95.5%	95.1%
Average teacher salary*	\$43,923	I/S	\$45,007	\$47,210
Classes not taught by highly qualified teachers	1.0%	N/A	0.0%	0.0%
Professional development days/teacher	N/R	N/R	9.5 days	10.5 days
School				
Principal's years at school	N/R	N/R	4.0	4.0
Student-teacher ratio in core subjects	N/R	N/R	18.1 to 1	20.0 to 1
Prime instructional time	92.9%	N/R	90.6%	90.5%
Opportunities in the arts	Poor	N/R	Good	Good
SACS accreditation	No	N/R	Yes	Yes
Parents attending conferences	N/R	N/R	100.0%	100.0%
Character development program	N/R	N/R	Excellent	Excellent
Dollars spent per pupil**	N/A	N/A	\$8,386	\$7,247
Percent of expenditures for instruction**	N/A	N/A	66.0%	68.2%
Percent of expenditures for teacher salaries**	N/A	N/A	62.9%	65.7%
ESEA composite index score	90.7	N/A	80.9	91.9

* Length of contract = 185+ days.

** Prior year audited financial data available.

EVALUATION RESULTS

	Teachers	Students*	Parents*
Number of surveys returned	12	43	32
Percent satisfied with learning environment	100.0%	95.3%	87.1%
Percent satisfied with social and physical environment	91.7%	97.7%	78.1%
Percent satisfied with school-home relations	91.7%	95.3%	71.0%

*Only students at the highest elementary school grade level at this school and their parents were included.

REPORT OF PRINCIPAL AND SCHOOL IMPROVEMENT COUNCIL

R.E. Davis Elementary School continues to utilize research-based, best-practice procedures to increase students' academic achievement. The 2011-12 academic year was the inaugural year of the newly consolidated school district in Sumter County, and we contributed to the development to help make the consolidation successful. This consolidation brought together the former Sumter County School Districts 2 and 17. A larger school district has placed R.E. Davis Elementary School in a broader scope when being compared to other elementary schools in the new district. It is with pride that we report that R.E. Davis stands along with other schools that are more affluent and diverse.

We have achieved AYP (Adequate Yearly Progress) for three consecutive years. Additionally, we are among the few schools that have received the Palmetto Silver Award for academic performance. This level of accomplishment can be attributed in part to a well-trained, accomplished faculty and staff, and financial support received through Title I. Title I funds enabled us to offer professional development for teachers, spend extensive time analyzing and disaggregating data, aligning curriculum, and developing a professional learning community. Funding also enabled us to offer Saturday school ramp-up programs, purchase research-based technology and software to enhance teaching and learning, math manipulatives, and helped to maintain a literacy-rich environment in all classrooms.

After analyzing MAP (Measures of Academic Progress) results from fall and winter administrations, it was determined that R.E. Davis students' math performance needed improvement; therefore, the school's master schedule was revised to allow a 40-minute block to initiate a Math Success Academy. Focusing on students' MAP scores, math ramp-ups were provided in small groups to all students in grades one through five. Results from spring MAP testing showed that students overwhelmingly increased according to individual projections.

In an effort to continue to maintain a superb school climate and learning environment, R.E. Davis has become a Positive Behavior Intervention System (PBIS) School. This process focuses on rewarding students with positive reinforcement as opposed to punitive consequences. Teachers, staff, and bus drivers reward students with "bonus bucks" when they are caught exhibiting PBIS expectations, which are to engage in learning, respect self and others, do your best, and stay safe. Bonus bucks are redeemed during regularly scheduled PBIS incentive events.

In addition to PBIS, R.E. Davis has established partnerships with other stakeholders. The Star Student Program provided incentives to students throughout the year and offered a culminating incentive packet to students who continued to exhibit exemplary scholarship and citizenship. Soldiers and airmen from the Third Army and Shaw Air Force Base also served as mentors. All facets of the school worked together to support R.E. Davis' mission—to provide optimal learning experiences for each child.

Jessirita Scriven, SIC Chairperson
Anne McFadden, Principal

Comprehensive detail, including definitions of ratings, performance criteria, and explanations of status, is available on www.ed.sc.gov and www.eoc.sc.gov as well as school and school district websites.

Printed versions are available from school districts upon request.

Abbreviations Key

N/A Not Applicable N/AV Not Available N/C Not Collected N/R Not Reported I/S Insufficient Sample TBD To be determined

NI Newly Identified CSI Continuing School Improvement CA Corrective Action RP Plan to Restructure R Restructure DELAY School Improvement Status HOLD School Improvement Status