



# SC Annual School Report Card Summary

F. J. DeLaine Elementary  
 Sumter School District  
 Grades: K-5 Enrollment: 132  
 Principal: Dr. Roosevelt O Miott  
 Superintendent: Randolph D. Bynum, Sr.  
 Board Chair: Larry D. Addison

## PERFORMANCE

Comprehensive detail, including definitions of ratings, performance criteria, and explanations of status, is available on [www.ed.sc.gov](http://www.ed.sc.gov) and [www.eoc.sc.gov](http://www.eoc.sc.gov) as well as school and school district websites. Printed versions are available from school districts upon request.

YEAR	ABSOLUTE RATING	GROWTH RATING	PALMETTO GOLD AND SILVER AWARD		ESEA/FEDERAL ACCOUNTABILITY RATING SYSTEM	
			General Performance	Closing the Gap	ESEA Grade	Accountability Indicator
2012	Average	Average	TBD	TBD	A	Reward
2011	Average	Average	N/A	N/A	N/A	N/A
2010	Average	Good	N/A	N/A	N/A	N/A

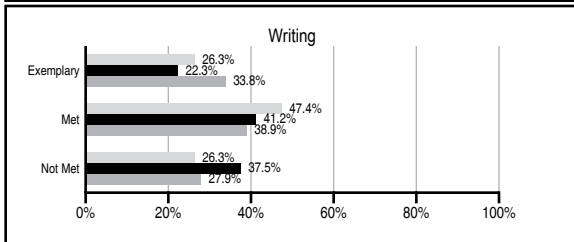
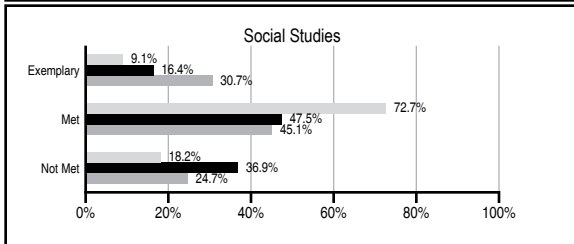
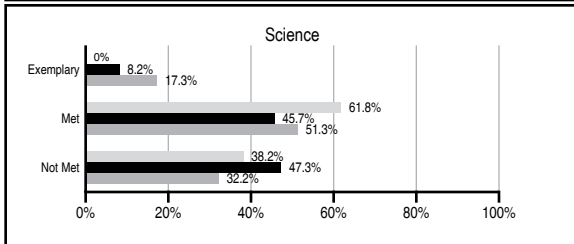
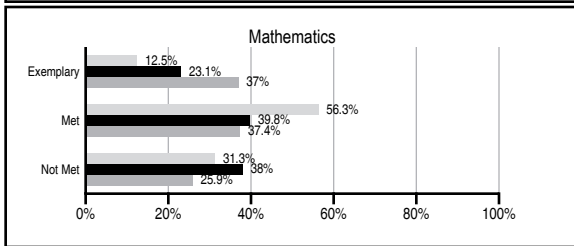
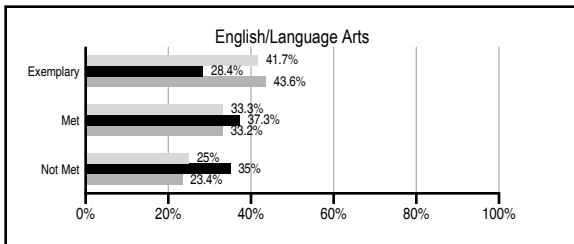
## ABSOLUTE RATINGS OF ELEMENTARY SCHOOLS WITH STUDENTS LIKE OURS\*

EXCELLENT	GOOD	AVERAGE	BELOW AVERAGE	AT-RISK
3	13	114	48	20

\* Ratings are calculated with data available by 11/07/2012. Schools with Students Like Ours are Elementary Schools with Poverty Indices of no more than 5% above or below the index for this school.

## PASS PERFORMANCE

Our School
  Elementary Schools with Students Like Ours
  Elementary schools statewide



## NAEP PERFORMANCE\*

\* Performance reported for SC and nation, data not available at school level. Percentages at NAEP Achievement Levels.



## SC PERFORMANCE VISION

*By 2020 all students will graduate with the knowledge and skills necessary to compete successfully in the global economy, participate in a democratic society and contribute positively as members of families and communities.*

### Abbreviations Key

N/A Not Applicable N/AV Not Available N/C Not Collected N/R Not Reported I/S Insufficient Sample TBD To be determined

# F. J. DeLaine Elementary [Sumter School District]

## SCHOOL PROFILE

	Our School	Change from Last Year	Elementary Schools with Students Like Ours	Median Elementary School
<b>Students (n=132)</b>				
Retention rate	6.2%	N/A	1.3%	1.0%
Attendance rate	96.0%	N/A	96.3%	96.6%
Served by gifted and talented program	N/AV	N/AV	N/AV	N/AV
With disabilities other than speech	N/AV	N/AV	N/AV	N/AV
Older than usual for grade	N/AV	N/AV	N/AV	N/AV
Out-of-school suspensions or expulsions for violent and/or criminal offenses	0.0%	N/R	0.0%	0.0%
<b>Teachers (n=11)</b>				
Teachers with advanced degrees	75.0%	N/A	62.1%	63.0%
Continuing contract teachers	N/AV	N/AV	N/AV	N/AV
Teachers returning from previous year	80.6%	N/A	85.6%	88.7%
Teacher attendance rate	99.3%	N/R	95.1%	95.1%
Average teacher salary*	\$46,723	I/S	\$45,194	\$47,210
Classes not taught by highly qualified teachers	0.0%	N/A	0.0%	0.0%
Professional development days/teacher	8.2 days	N/R	10.3 days	10.5 days
<b>School</b>				
Principal's years at school	20.0	N/R	4.0	4.0
Student-teacher ratio in core subjects	4.3 to 1	N/R	18.4 to 1	20.0 to 1
Prime instructional time	95.3%	N/R	90.6%	90.5%
Opportunities in the arts	Good	N/R	Good	Good
SACS accreditation	Yes	N/R	Yes	Yes
Parents attending conferences	96.2%	N/R	100.0%	100.0%
Character development program	Good	N/R	Excellent	Excellent
Dollars spent per pupil**	N/A	N/A	\$8,085	\$7,247
Percent of expenditures for instruction**	N/A	N/A	67.0%	68.2%
Percent of expenditures for teacher salaries**	N/A	N/A	63.6%	65.7%
ESEA composite index score	94.5	N/A	86.4	91.9

\* Length of contract = 185+ days.

\*\* Prior year audited financial data available.

## EVALUATION RESULTS

	Teachers	Students*	Parents*
Number of surveys returned	8	14	11
Percent satisfied with learning environment	75.0%	78.6%	80.0%
Percent satisfied with social and physical environment	87.5%	71.4%	72.7%
Percent satisfied with school-home relations	87.5%	71.4%	70.0%

\*Only students at the highest elementary school grade level at this school and their parents were included.

## REPORT OF PRINCIPAL AND SCHOOL IMPROVEMENT COUNCIL

F. J. DeLaine Elementary is an integral part of the Wedgefield community in Sumter County. Currently, we educate and nurture 130 children from kindergarten through fifth grade. Our mission is to promote lifelong learners while utilizing the ABC's: Academics, Behavior, and Character. We envision building a legacy of academic excellence and social responsibility, one student at a time.

At DeLaine, our staff is highly skilled and dedicated to the success of all students. We have a continued commitment to educate and provide our students with standards-based learning experiences. Therefore, various research-based and instructional "best practices" and approaches are implemented across the curriculum to broaden the students' academic performance. Promethean boards and computers, which aid in the academic experience and provide for active student learning, are utilized on a daily basis. Weekly grade level planning with the curriculum coach is held to fine-tune classroom lesson plans. All students participate in the Early Morning Tutorial, which provides extra practice in reading/language arts and math.

Parents are welcomed and encouraged to become active members of the PTA and attend our Family Reading/Math Night activities. Workshops are scheduled through our Parent Resource Center during the school year to encourage and assist parents in preparation for helping their children at home. Continuous communications between the school and family is promoted through our student-parent handbook, monthly newsletter, weekly and/or daily progress reports, and parent-teacher conferences, which are held three times during the school term.

We have met AYP for the past five years and have been recognized by the EOC for closing the achievement gap for historically underperforming groups of students for the past four years. In 2007, we were the recipient of the Red Carpet Award presented by the SC Department of Education. In addition, the State Board of Education and the South Carolina Department of Education recognized DeLaine for outstanding student academic performance for excellent results in closing the achievement gaps and declared the school a Silver Award recipient in 2011 and 2012.

Dr. Roosevelt O. Miott, Principal  
Valerie Gipson, School Improvement Council Chairman

Comprehensive detail, including definitions of ratings, performance criteria, and explanations of status, is available on [www.ed.sc.gov](http://www.ed.sc.gov) and [www.eoc.sc.gov](http://www.eoc.sc.gov) as well as school and school district websites.

Printed versions are available from school districts upon request.

### Abbreviations Key

N/A Not Applicable N/AV Not Available N/C Not Collected N/R Not Reported I/S Insufficient Sample TBD To be determined  
NI Newly Identified CSI Continuing School Improvement CA Corrective Action RP Plan to Restructure R Restructure DELAY School Improvement Status HOLD School Improvement Status