



SC Annual School Report Card Summary

Cherryvale Elementary School
 Sumter School District
 Grades: PK-5 Enrollment: 459
 Principal: Robert Barth
 Superintendent: Randolph D. Bynum, Sr.
 Board Chair: Larry D. Addison

PERFORMANCE

Comprehensive detail, including definitions of ratings, performance criteria, and explanations of status, is available on www.ed.sc.gov and www.eoc.sc.gov as well as school and school district websites. Printed versions are available from school districts upon request.

YEAR	ABSOLUTE RATING	GROWTH RATING	PALMETTO GOLD AND SILVER AWARD		ESEA/FEDERAL ACCOUNTABILITY RATING SYSTEM	
			General Performance	Closing the Gap	ESEA Grade	Accountability Indicator
2012	Average	Average	TBD	TBD	A	Focus
2011	Average	Average	N/A	N/A	N/A	RP
2010	Average	Below Average	N/A	N/A	N/A	CA

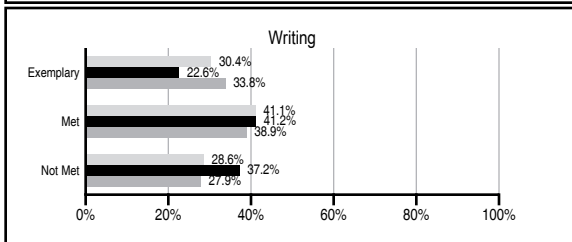
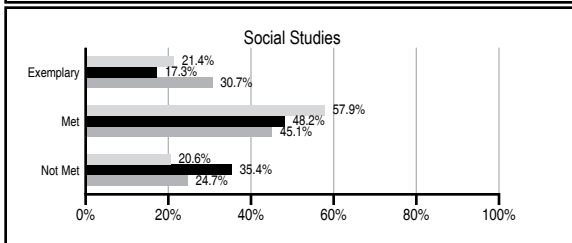
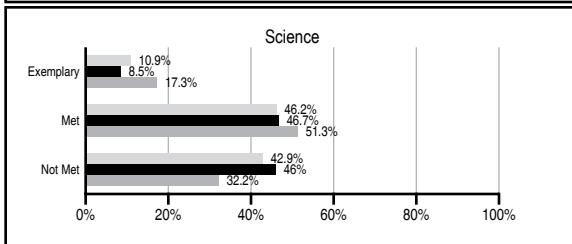
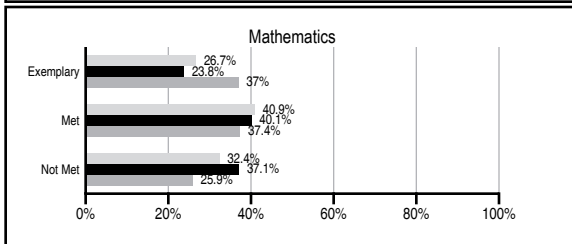
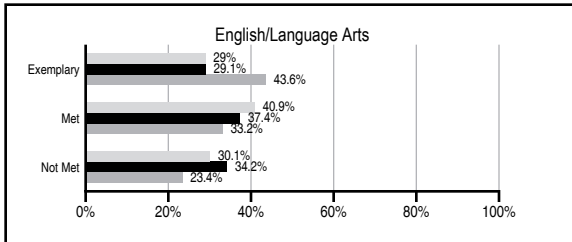
ABSOLUTE RATINGS OF ELEMENTARY SCHOOLS WITH STUDENTS LIKE OURS*

EXCELLENT	GOOD	AVERAGE	BELOW AVERAGE	AT-RISK
4	12	112	42	15

* Ratings are calculated with data available by 11/07/2012. Schools with Students Like Ours are Elementary Schools with Poverty Indices of no more than 5% above or below the index for this school.

PASS PERFORMANCE

Our School
 Elementary Schools with Students Like Ours
 Elementary schools statewide



NAEP PERFORMANCE*

* Performance reported for SC and nation, data not available at school level. Percentages at NAEP Achievement Levels.



SC PERFORMANCE VISION

By 2020 all students will graduate with the knowledge and skills necessary to compete successfully in the global economy, participate in a democratic society and contribute positively as members of families and communities.

Abbreviations Key

N/A Not Applicable N/AV Not Available N/C Not Collected N/R Not Reported I/S Insufficient Sample TBD To be determined

Cherryvale Elementary School [Sumter School District]

SCHOOL PROFILE

	Our School	Change from Last Year	Elementary Schools with Students Like Ours	Median Elementary School
Students (n=459)				
Retention rate	1.9%	N/A	1.3%	1.0%
Attendance rate	95.0%	N/A	96.3%	96.6%
Served by gifted and talented program	N/AV	N/AV	N/AV	N/AV
With disabilities other than speech	N/AV	N/AV	N/AV	N/AV
Older than usual for grade	N/AV	N/AV	N/AV	N/AV
Out-of-school suspensions or expulsions for violent and/or criminal offenses	0.0%	N/R	0.0%	0.0%
Teachers (n=34)				
Teachers with advanced degrees	79.4%	N/A	61.1%	63.0%
Continuing contract teachers	N/AV	N/AV	N/AV	N/AV
Teachers returning from previous year	88.5%	N/A	85.9%	88.7%
Teacher attendance rate	96.7%	N/R	95.2%	95.1%
Average teacher salary*	\$46,041	I/S	\$45,361	\$47,210
Classes not taught by highly qualified teachers	0.0%	N/A	0.0%	0.0%
Professional development days/teacher	5.5 days	N/R	10.7 days	10.5 days
School				
Principal's years at school	6.0	N/R	4.0	4.0
Student-teacher ratio in core subjects	18.5 to 1	N/R	18.5 to 1	20.0 to 1
Prime instructional time	91.6%	N/R	90.5%	90.5%
Opportunities in the arts	Good	N/R	Good	Good
SACS accreditation	Yes	N/R	Yes	Yes
Parents attending conferences	91.2%	N/R	100.0%	100.0%
Character development program	Excellent	N/R	Excellent	Excellent
Dollars spent per pupil**	N/A	N/A	\$7,914	\$7,247
Percent of expenditures for instruction**	N/A	N/A	67.0%	68.2%
Percent of expenditures for teacher salaries**	N/A	N/A	63.4%	65.7%
ESEA composite index score	97.6	N/A	87.0	91.9

* Length of contract = 185+ days.

** Prior year audited financial data available.

REPORT OF PRINCIPAL AND SCHOOL IMPROVEMENT COUNCIL

Cherryvale Elementary School is committed to improving student achievement by holding high expectations for all students. Our curriculum continues to be standards-driven with the staff receiving continuous opportunities for staff development training in best practices. This year, we focused on using data to drive instruction.

Many of our students take advantage of our after-school programs and morning study groups. During this time, teachers provide enrichment activities to reinforce and challenge student learning. Content is based on the needs of the students. MAP scores and PASS results aid us in determining the individual and/or class areas of weakness.

Parents have been actively involved in school activities such as Family Reading Night, Science Night, and Winter Wonderland Festival. Parents are also offered training and materials for working with their child through our Parent Resource Center. Topics covered include reading, math, science, and test taking strategies. The media center is available for parents to search websites and print materials that can be used if no computer is available in the home.

To ensure that we continue to provide the best for our students, our site based planning team reviews our school plan each year and makes recommendation for modifications. The plan is shared with our Title I /School Improvement Council, parents, and community members to receive suggestions from them as well.

Our students come to school at many different academic levels and have various social and emotional needs. We are proud to have a staff that works so diligently to address the needs of each individual student. We are looking forward to another year of "Learning with Love and Laughter."

Jeannie Pressley, Principal
Anita Tobiere, School Improvement Council Chairperson

EVALUATION RESULTS

	Teachers	Students*	Parents*
Number of surveys returned	35	68	53
Percent satisfied with learning environment	81.8%	80.9%	69.2%
Percent satisfied with social and physical environment	91.2%	83.6%	78.4%
Percent satisfied with school-home relations	57.6%	84.8%	77.4%

*Only students at the highest elementary school grade level at this school and their parents were included.

Comprehensive detail, including definitions of ratings, performance criteria, and explanations of status, is available on www.ed.sc.gov and www.eoc.sc.gov as well as school and school district websites.

Printed versions are available from school districts upon request.

Abbreviations Key

N/A Not Applicable N/AV Not Available N/C Not Collected N/R Not Reported I/S Insufficient Sample TBD To be determined
NI Newly Identified CSI Continuing School Improvement CA Corrective Action RP Plan to Restructure R Restructure DELAY School Improvement Status HOLD School Improvement Status