



SC Annual School Report Card Summary

McCarthy Tetzler School
Spartanburg School District Seven
Grades: PK-12 **Enrollment: 226**
Principal: Cheryl Revels
Superintendent: Dr. Russell W. Booker
Board Chair: Lawrence E. Flynn, Jr.

PERFORMANCE

Comprehensive detail, including definitions of ratings, performance criteria, and explanations of status, is available on www.ed.sc.gov and www.eoc.sc.gov as well as school and school district websites. Printed versions are available from school districts upon request.

YEAR	ABSOLUTE RATING	GROWTH RATING	PALMETTO GOLD AND SILVER AWARD		ESEA/FEDERAL ACCOUNTABILITY RATING SYSTEM	
			General Performance	Closing the Gap	ESEA Grade	Accountability Indicator
2012	At-Risk	At-Risk	TBD	TBD	A	N/A
2011	At-Risk	At-Risk	N/A	N/A	Not Met	N/A
2010	At-Risk	At-Risk	N/A	N/A	Not Met	N/A

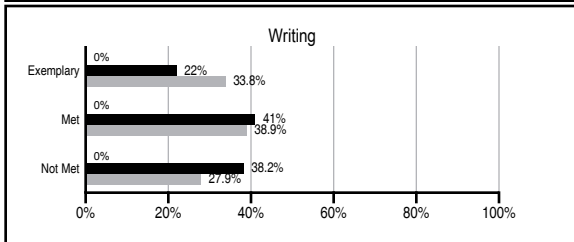
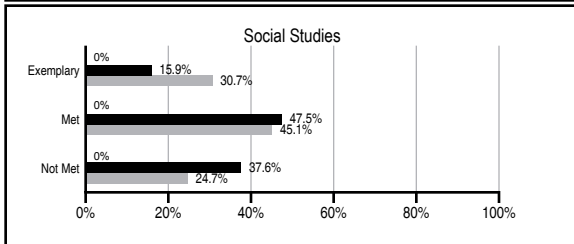
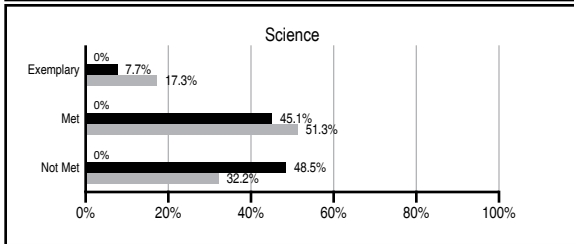
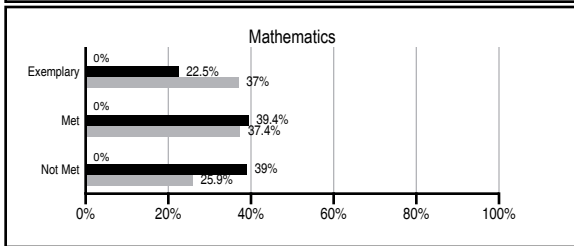
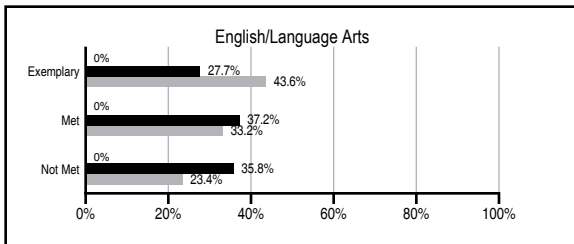
ABSOLUTE RATINGS OF ELEMENTARY SCHOOLS WITH STUDENTS LIKE OURS*

EXCELLENT	GOOD	AVERAGE	BELOW AVERAGE	AT-RISK
3	12	96	50	20

* Ratings are calculated with data available by 11/07/2012. Schools with Students Like Ours are Elementary Schools with Poverty Indices of no more than 5% above or below the index for this school.

PASS PERFORMANCE

Our School
 Elementary Schools with Students Like Ours
 Elementary schools statewide



NAEP PERFORMANCE*

* Performance reported for SC and nation, data not available at school level. Percentages at NAEP Achievement Levels.



SC PERFORMANCE VISION

By 2020 all students will graduate with the knowledge and skills necessary to compete successfully in the global economy, participate in a democratic society and contribute positively as members of families and communities.

Abbreviations Key

N/A Not Applicable N/AV Not Available N/C Not Collected N/R Not Reported I/S Insufficient Sample TBD To be determined

SCHOOL PROFILE

	Our School	Change from Last Year	Elementary Schools with Students Like Ours	Median Elementary School
Students (n=226)				
Retention rate	16.8%	Up from 14.0%	1.3%	1.0%
Attendance rate	92.6%	Down from 92.8%	96.3%	96.6%
Served by gifted and talented program	N/AV	N/AV	N/AV	N/AV
With disabilities other than speech	N/AV	N/AV	N/AV	N/AV
Older than usual for grade	N/AV	N/AV	N/AV	N/AV
Out-of-school suspensions or expulsions for violent and/or criminal offenses	0.0%	Down from 0.4%	0.0%	0.0%
Teachers (n=50)				
Teachers with advanced degrees	64.0%	Up from 60.8%	62.5%	63.0%
Continuing contract teachers	N/AV	N/AV	N/AV	N/AV
Teachers returning from previous year	93.8%	Up from 90.8%	85.5%	88.7%
Teacher attendance rate	94.2%	Up from 93.3%	95.2%	95.1%
Average teacher salary*	\$49,102	Up 2.7%	\$45,194	\$47,210
Classes not taught by highly qualified teachers	0.0%	No Change	0.0%	0.0%
Professional development days/teacher	9.1 days	Up from 7.9 days	9.8 days	10.5 days
School				
Principal's years at school	2.0	Up from 1.0	4.0	4.0
Student-teacher ratio in core subjects	6.1 to 1	Up from 5.7 to 1	18.2 to 1	20.0 to 1
Prime instructional time	86.2%	Up from 85.6%	90.6%	90.5%
Opportunities in the arts	Good	No Change	Good	Good
SACS accreditation	Yes	No Change	Yes	Yes
Parents attending conferences	100.0%	Up from 99.2%	100.0%	100.0%
Character development program	Excellent	Up from Good	Excellent	Excellent
Dollars spent per pupil**	\$45,759	Up 3.7%	\$8,308	\$7,247
Percent of expenditures for instruction**	69.5%	Up from 68.8%	66.8%	68.2%
Percent of expenditures for teacher salaries**	57.9%	Down from 67.8%	63.3%	65.7%
ESEA composite index score	93.9	N/A	84.7	91.9

* Length of contract = 185+ days.

** Prior year audited financial data available.

EVALUATION RESULTS

	Teachers	Students*	Parents*
Number of surveys returned	N/A	N/A	N/A
Percent satisfied with learning environment	N/A	N/A	N/A
Percent satisfied with social and physical environment	N/A	N/A	N/A
Percent satisfied with school-home relations	N/A	N/A	N/A

*Only students at the highest elementary school grade level at this school and their parents were included.

REPORT OF PRINCIPAL AND SCHOOL IMPROVEMENT COUNCIL

McCarthy Teszler School has experienced a successful 2011-2012 school year. We began the year receiving recognition as the District Seven Wellness Award winner. Our school, for the fifth consecutive year, has won the Golden Shoe Award for our Walk to School Day program. Our teacher of the year, Nancy Crowe, was recognized as the District Seven Teacher of the Year and represented us well during her reign. She was later named the Regional and State Adaptive Physical Education Teacher of the Year and the South Carolina Special Olympics Coach of the Year. We were fortunate to have Elena Ghionis join our staff as an autism support specialist and is the only Internationally Certified Autism Specialist in South Carolina. We worked on the development of a toileting training manual for students with intellectual disabilities and hope to publish it soon. Grants for innovative teaching strategies were awarded to six staff members. We partnered with the Deaf/Blind Project of SC and received services supporting our students with these impairments. Following our participation in the DDSN Legislative Luncheon we were invited to the State House in Columbia to be recognized by the members of the House of Representatives followed by a meeting and photo opt with Governor Haley. We were recognized as the regional Play 60 Grant recipient and in addition to our monetary award were favored with a pep rally by the Carolina Panthers, including Sir Purr, the TopCats and Panthers football players. Our students participated in the first JOY Prom sponsored by Wofford College. Our classes continue to interact with and formulate friendships with Buddy classes from local county schools. We have strengthened our curriculum through the development of a self-help skills curriculum and also began the development of a school wide behavior management program. We implemented a new workshop class which provided real life work skills opportunities for our students through a partnership with thirty local businesses. We enhanced our instruction through technology with the integration of smartboards, ipads and other adaptive devices into our instruction. In the spring we opened the second phase of our outdoor natural learning, play and sensory area where our students can interact and enjoy the beautiful outdoors in a safe and appropriate play area. We focused on county collaboration regarding services for special needs students. Through this process we were able to consolidate county programming which further enhanced services for students while providing for their instructional needs within the least restrictive environment. Medical and therapeutic services to families were provided through Children's Rehabilitative Services, orthotic and wheelchair clinics. One of our students was recognized as the High School Special Olympian of the Year for South Carolina. McCarthy Teszler also champions the causes of Relay for Life, Multiple Sclerosis Society, United Way, Spartanburg County Food Bank, Miracle Hill Ministries, and Bearden-Josey Breast Health Center. We look forward to the new ventures ahead of us and we seek to provide excellent instructionally and therapeutic programming for our students.

Cheryl Revels, Principal □□□□
 Lisa Anderson, SIC Chair

Comprehensive detail, including definitions of ratings, performance criteria, and explanations of status, is available on www.ed.sc.gov and www.eoc.sc.gov as well as school and school district websites.

Printed versions are available from school districts upon request.

Abbreviations Key

N/A Not Applicable N/AV Not Available N/C Not Collected N/R Not Reported I/S Insufficient Sample TBD To be determined
 NI Newly Identified CSI Continuing School Improvement CA Corrective Action RP Plan to Restructure R Restructure DELAY School Improvement Status HOLD School Improvement Status