



SC Annual School Report Card Summary

Mary H. Wright Elementary
 Spartanburg School District Seven
 Grades: PK-5 Enrollment: 498
 Principal: Verotta M. Kennedy
 Superintendent: Dr. Russell W. Booker
 Board Chair: Lawrence E. Flynn, Jr.

PERFORMANCE

Comprehensive detail, including definitions of ratings, performance criteria, and explanations of status, is available on www.ed.sc.gov and www.eoc.sc.gov as well as school and school district websites. Printed versions are available from school districts upon request.

YEAR	ABSOLUTE RATING	GROWTH RATING	PALMETTO GOLD AND SILVER AWARD		ESEA/FEDERAL ACCOUNTABILITY RATING SYSTEM	
			General Performance	Closing the Gap	ESEA Grade	Accountability Indicator
2012	Below Average	At-Risk	TBD	TBD	F	Priority
2011	Below Average	Average	Silver	N/A	Not Met	N/A
2010	Below Average	Average	N/A	N/A	Met	N/A

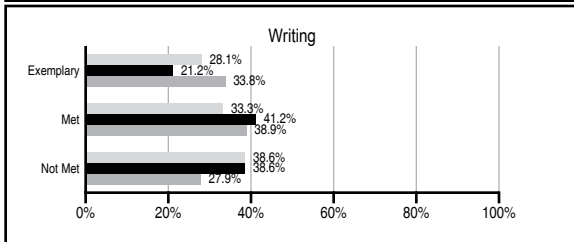
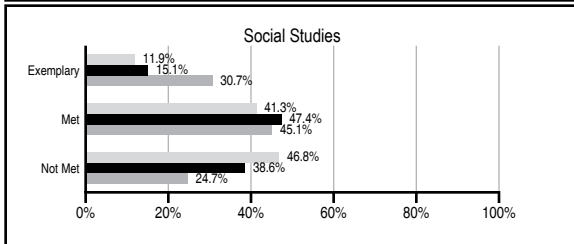
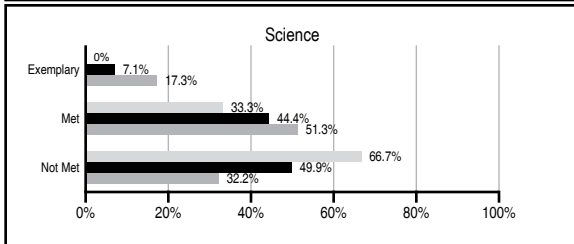
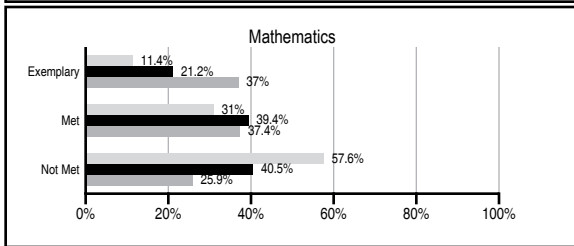
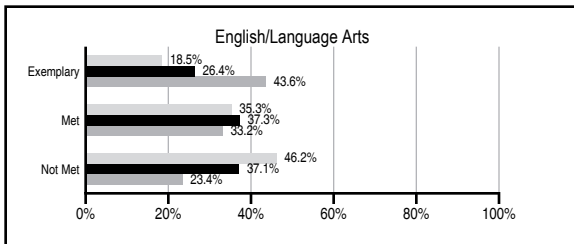
ABSOLUTE RATINGS OF ELEMENTARY SCHOOLS WITH STUDENTS LIKE OURS*

EXCELLENT	GOOD	AVERAGE	BELOW AVERAGE	AT-RISK
2	7	75	47	19

* Ratings are calculated with data available by 11/07/2012. Schools with Students Like Ours are Elementary Schools with Poverty Indices of no more than 5% above or below the index for this school.

PASS PERFORMANCE

Our School
 Elementary Schools with Students Like Ours
 Elementary schools statewide



NAEP PERFORMANCE*

* Performance reported for SC and nation, data not available at school level. Percentages at NAEP Achievement Levels.



SC PERFORMANCE VISION

By 2020 all students will graduate with the knowledge and skills necessary to compete successfully in the global economy, participate in a democratic society and contribute positively as members of families and communities.

Abbreviations Key

N/A Not Applicable N/AV Not Available N/C Not Collected N/R Not Reported I/S Insufficient Sample TBD To be determined

Mary H. Wright Elementary
[Spartanburg School District Seven]

SCHOOL PROFILE

	Our School	Change from Last Year	Elementary Schools with Students Like Ours	Median Elementary School
Students (n=498)				
Retention rate	0.6%	Down from 2.6%	1.2%	1.0%
Attendance rate	95.1%	Up from 94.9%	96.4%	96.6%
Served by gifted and talented program	N/AV	N/AV	N/AV	N/AV
With disabilities other than speech	N/AV	N/AV	N/AV	N/AV
Older than usual for grade	N/AV	N/AV	N/AV	N/AV
Out-of-school suspensions or expulsions for violent and/or criminal offenses	0.2%	Up from 0.0%	0.0%	0.0%
Teachers (n=34)				
Teachers with advanced degrees	73.5%	Down from 74.2%	62.5%	63.0%
Continuing contract teachers	N/AV	N/AV	N/AV	N/AV
Teachers returning from previous year	82.0%	Down from 87.4%	85.3%	88.7%
Teacher attendance rate	95.6%	Up from 95.3%	95.5%	95.1%
Average teacher salary*	\$51,279	Up 4.2%	\$45,007	\$47,210
Classes not taught by highly qualified teachers	0.0%	No Change	0.0%	0.0%
Professional development days/teacher	15.5 days	Up from 7.1 days	9.5 days	10.5 days
School				
Principal's years at school	1.0	Down from 3.0	4.0	4.0
Student-teacher ratio in core subjects	17.1 to 1	Down from 19.3 to 1	18.0 to 1	20.0 to 1
Prime instructional time	88.6%	Down from 88.8%	90.6%	90.5%
Opportunities in the arts	Good	No Change	Good	Good
SACS accreditation	Yes	No Change	Yes	Yes
Parents attending conferences	99.2%	Up from 62.6%	100.0%	100.0%
Character development program	Excellent	Up from Good	Excellent	Excellent
Dollars spent per pupil**	\$9,054	Down 20.9%	\$8,386	\$7,247
Percent of expenditures for instruction**	62.5%	Down from 69.0%	66.0%	68.2%
Percent of expenditures for teacher salaries**	62.0%	Down from 68.2%	62.8%	65.7%
ESEA composite index score	26.7	N/A	80.1	91.9

* Length of contract = 185+ days.

** Prior year audited financial data available.

EVALUATION RESULTS

	Teachers	Students*	Parents*
Number of surveys returned	34	49	13
Percent satisfied with learning environment	44.1%	83.3%	75.0%
Percent satisfied with social and physical environment	54.5%	79.6%	69.2%
Percent satisfied with school-home relations	23.5%	89.8%	69.2%

*Only students at the highest elementary school grade level at this school and their parents were included.

REPORT OF PRINCIPAL AND SCHOOL IMPROVEMENT COUNCIL

Mary H. Wright Elementary, serving students in five-year old kindergarten through fifth grades, is committed to educating and fostering learning opportunities for all children. The heart of the school pulsates from a legacy of rich, nationally documented history that extends into a pride-filled community of which the school rests. We believe parents, guardians and stakeholders play an integral part in the education of our students. Our Title I Parent Facilitator continuously seeks opportunities to welcome and foster parent participation through a supportive PTO, SIC, and school events such as Day with Dads, Veterans Day Programs, American Education Week Activities, Literacy Nights and Grandparents Day. Mary H. Wright maintains strong support through partners such as Americorps, The Mary H. Wright Achievers and volunteers from local Neighborhood Associations and churches, USC Upstate, and Wofford College.

The 2011-2012 school year presented many reasons to celebrate. Mary H. Wright was the recipient of a Palmetto Silver Award, Target Grant, and a Safe Routes to School Planning Grant. Additionally, the school received Silver Level status from Safe Routes to School for participation in International Walk to School Day, SC Walk to School Day, and for facilitating safety meetings with parents, and partners and stakeholders. We continue to celebrate student growth through Honor Roll, Terrific Kid, Accelerated Reader celebrations, and through achievement in related arts, Odyssey, and Physical Education.

Transitional experiences during the year created unique opportunities to evaluate our school's comprehensive educational program. Teachers use a variety of instructional strategies, interventions, and technological resources to engage, and accelerate student learning in core academic areas. Data from PASS, MAP, School Report Card, and district benchmarks, drive decision processes. Staff development focusing on research-based strategies, best practices, differentiated instruction, direct instruction, flexed grouping, and technology integration, allow teachers to strive to reach the diverse needs of all of our students. Extended-day and summer programs such as Boys & Girls Club, Wofford Math Academy, BELL Camp, Fast ForWord Camp, and "Wright" Kinder Transition Camp, aid in accelerating our student's learning.

Our guidance lessons teach character and social responsibility. Much emphasis is placed on "service to others". Students and staff participated in service projects such as food drives for the Spartanburg Soup Kitchen, Pennies for Pasta, J.C. Stroble Foundation, March of Dimes, United Way, and Mobile Meals.

Through shared purpose, vision, and commitments, the administration, faculty and staff, parents, and community of partners, will work collaboratively to provide relevant and rigorous learning opportunities for our students to reach their best personal potential, which reinforces our school motto: "Bobcat Best and Nothing Less!"

Verotta M. Kennedy, Principal
 Karen Rogers, SIC Chair

Comprehensive detail, including definitions of ratings, performance criteria, and explanations of status, is available on www.ed.sc.gov and www.eoc.sc.gov as well as school and school district websites.

Printed versions are available from school districts upon request.

Abbreviations Key

N/A Not Applicable N/AV Not Available N/C Not Collected N/R Not Reported I/S Insufficient Sample TBD To be determined
 NI Newly Identified CSI Continuing School Improvement CA Corrective Action RP Plan to Restructure R Restructure DELAY School Improvement Status HOLD School Improvement Status