



SC Annual School Report Card Summary

Pine Street Elementary School
 Spartanburg School District Seven
 Grades: PK-5 Enrollment: 679
 Principal: Anne Chapman Jeter
 Superintendent: Dr. Russell W. Booker
 Board Chair: Lawrence E. Flynn, Jr.

PERFORMANCE

Comprehensive detail, including definitions of ratings, performance criteria, and explanations of status, is available on www.ed.sc.gov and www.eoc.sc.gov as well as school and school district websites. Printed versions are available from school districts upon request.

YEAR	ABSOLUTE RATING	GROWTH RATING	PALMETTO GOLD AND SILVER AWARD		ESEA/FEDERAL ACCOUNTABILITY RATING SYSTEM	
			General Performance	Closing the Gap	ESEA Grade	Accountability Indicator
2012	Excellent	Excellent	TBD	TBD	A	N/A
2011	Excellent	Excellent	Gold	N/A	Met	N/A
2010	Excellent	Excellent	Gold	Silver	Met	N/A

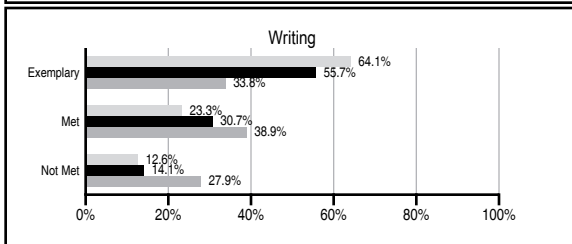
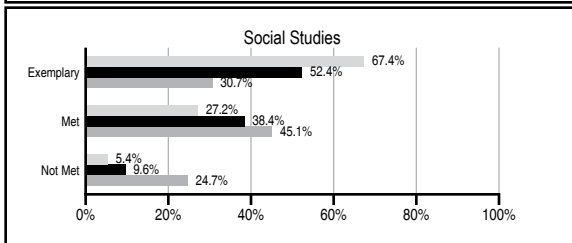
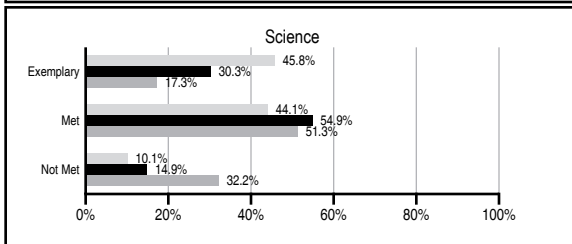
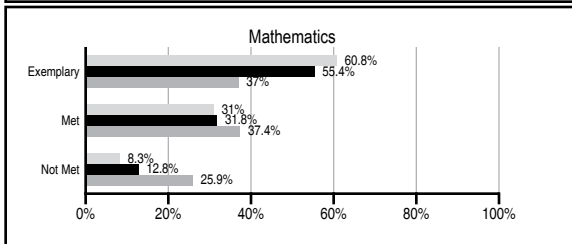
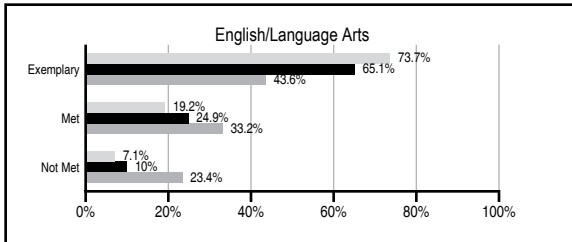
ABSOLUTE RATINGS OF ELEMENTARY SCHOOLS WITH STUDENTS LIKE OURS*

EXCELLENT	GOOD	AVERAGE	BELOW AVERAGE	AT-RISK
25	1	0	0	0

* Ratings are calculated with data available by 11/07/2012. Schools with Students Like Ours are Elementary Schools with Poverty Indices of no more than 5% above or below the index for this school.

PASS PERFORMANCE

Our School
 Elementary Schools with Students Like Ours
 Elementary schools statewide



NAEP PERFORMANCE*

* Performance reported for SC and nation, data not available at school level. Percentages at NAEP Achievement Levels.



SC PERFORMANCE VISION

By 2020 all students will graduate with the knowledge and skills necessary to compete successfully in the global economy, participate in a democratic society and contribute positively as members of families and communities.

Abbreviations Key

N/A Not Applicable N/AV Not Available N/C Not Collected N/R Not Reported I/S Insufficient Sample TBD To be determined

Pine Street Elementary School
[Spartanburg School District Seven]

SCHOOL PROFILE

	Our School	Change from Last Year	Elementary Schools with Students Like Ours	Median Elementary School
Students (n=679)				
Retention rate	0.9%	Up from 0.5%	0.6%	1.0%
Attendance rate	96.8%	No Change	97.0%	96.6%
Served by gifted and talented program	N/AV	N/AV	N/AV	N/AV
With disabilities other than speech	N/AV	N/AV	N/AV	N/AV
Older than usual for grade	N/AV	N/AV	N/AV	N/AV
Out-of-school suspensions or expulsions for violent and/or criminal offenses	0.0%	No Change	0.0%	0.0%
Teachers (n=49)				
Teachers with advanced degrees	73.5%	Down from 74.1%	63.2%	63.0%
Continuing contract teachers	N/AV	N/AV	N/AV	N/AV
Teachers returning from previous year	90.8%	Down from 95.6%	91.3%	88.7%
Teacher attendance rate	95.8%	Down from 95.9%	95.9%	95.1%
Average teacher salary*	\$51,467	Up 1.1%	\$48,590	\$47,210
Classes not taught by highly qualified teachers	0.0%	No Change	0.0%	0.0%
Professional development days/teacher	22.3 days	Up from 15.9 days	11.5 days	10.5 days
School				
Principal's years at school	4.0	Up from 3.0	4.0	4.0
Student-teacher ratio in core subjects	21.1 to 1	Up from 18.3 to 1	21.3 to 1	20.0 to 1
Prime instructional time	91.1%	Down from 91.9%	91.9%	90.5%
Opportunities in the arts	Excellent	No Change	Good	Good
SACS accreditation	Yes	No Change	Yes	Yes
Parents attending conferences	98.2%	Down from 100.0%	100.0%	100.0%
Character development program	Good	No Change	Excellent	Excellent
Dollars spent per pupil**	\$6,736	Down 6.7%	\$6,736	\$7,247
Percent of expenditures for instruction**	76.9%	Down from 77.7%	69.4%	68.2%
Percent of expenditures for teacher salaries**	76.1%	Down from 76.7%	69.0%	65.7%
ESEA composite index score	98.3	N/A	98.3	91.9

* Length of contract = 185+ days.

** Prior year audited financial data available.

EVALUATION RESULTS

	Teachers	Students*	Parents*
Number of surveys returned	54	101	70
Percent satisfied with learning environment	86.5%	95.0%	97.1%
Percent satisfied with social and physical environment	90.2%	99.0%	91.4%
Percent satisfied with school-home relations	98.1%	97.0%	88.6%

*Only students at the highest elementary school grade level at this school and their parents were included.

REPORT OF PRINCIPAL AND SCHOOL IMPROVEMENT COUNCIL

At Pine Street Elementary School, we are Mastering the Art of Learning! As an Arts-in-Basic-Curriculum Model Site (ABC) for over twenty years, our well trained and dedicated staff works diligently to provide all students with a rigorous academic curriculum. Our award winning school has a rich tradition of student excellence and strong ties within our school community. Pine Street School has traditionally scored an Excellent on both the absolute and growth ratings on the school's annual report card. We are extremely proud of our students, teachers, parents, and community for their hard work!

Pine Street School has just completed year three exploring an arts infused approach to teaching and learning, in which teachers utilize the arts when teaching core academic subjects. We are proud of our strong academic arts programs and believe this approach to teaching and learning plays a pivotal role in deepening students' thinking, creativity, and problem solving abilities. In addition to PTO and district funding, annual grant funds from ABC and the Arts Curricular Innovation Grant provided a wealth of arts experiences for our students, teachers, and community. This funding was used to support our arts integrated curriculum, school staff development initiatives, and on site MUSE performances for our students. Eight artists in residence were on campus for a week to provide opportunities for students in African drumming, puppetry, Mime, stained glass, and creative movement. Parents were invited to an Evening with the Arts where they visited classrooms, enjoyed student productions, and participated in arts experiences with their child. Visual art students earned recognition and placed in the Spartanburg County Fair and State Fair art competitions. The newly formed Kids, Inc., along with the Pine Street Singers, orchestra, and band students, participated in combined concerts throughout the year. Many volunteers were on hand to design and build sets, create costumes, or rehearse lines with students for our school-wide production of Alice in Wonderland. Over 300 students participated in this extravaganza.

Our PTO actively supports our school through fundraising and volunteer efforts enriching learning opportunities for all students. PTO provided funds for grade level events, a new sound system, and School Beautification. They also sponsored our Back to School BBQ, Innisbrook Gift Wrap sale, Box Tops for Education, Reading Incentive, tutoring programs and a host of other meaningful events! We are proud of and thankful for our hardworking and supportive PTO!

Students participated in a variety of service projects raising funds for disaster relief areas and to support local charities such as Relay for Life, Second Presbyterian Soup Kitchen, Total Ministries, and Christmas Giving Trees. Our Student Council was instrumental in organizing for these fundraising initiatives.

Pine Street School faculty and staff are key to the success of our students ensuring that every child receive the best education possible in preparation for a future of academic success. As always, thank you for your support.

Anne Chapman Jeter, Principal
 Stephanie Smith, SIC chair

Comprehensive detail, including definitions of ratings, performance criteria, and explanations of status, is available on www.ed.sc.gov and www.eoc.sc.gov as well as school and school district websites.

Printed versions are available from school districts upon request.

Abbreviations Key

N/A Not Applicable N/AV Not Available N/C Not Collected N/R Not Reported I/S Insufficient Sample TBD To be determined
 NI Newly Identified CSI Continuing School Improvement CA Corrective Action RP Plan to Restructure R Restructure DELAY School Improvement Status HOLD School Improvement Status