



# SC Annual School Report Card Summary

Houston Elementary  
 Spartanburg School District Seven  
 Grades: PK-5 Enrollment: 325  
 Principal: Thomas M. Stokes  
 Superintendent: Dr. Russell W. Booker  
 Board Chair: Lawrence E. Flynn, Jr.

## PERFORMANCE

Comprehensive detail, including definitions of ratings, performance criteria, and explanations of status, is available on [www.ed.sc.gov](http://www.ed.sc.gov) and [www.eoc.sc.gov](http://www.eoc.sc.gov) as well as school and school district websites. Printed versions are available from school districts upon request.

YEAR	ABSOLUTE RATING	GROWTH RATING	PALMETTO GOLD AND SILVER AWARD		ESEA/FEDERAL ACCOUNTABILITY RATING SYSTEM	
			General Performance	Closing the Gap	ESEA Grade	Accountability Indicator
2012	Average	Average	TBD	TBD	C	N/A
2011	Average	Average	Silver	N/A	Not Met	N/A
2010	Average	Average	N/A	N/A	Met	N/A

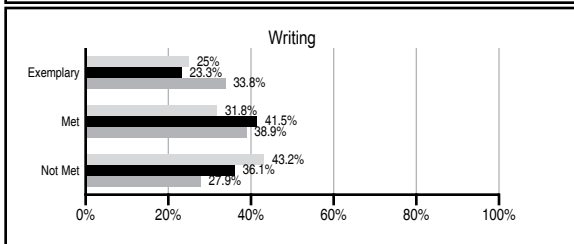
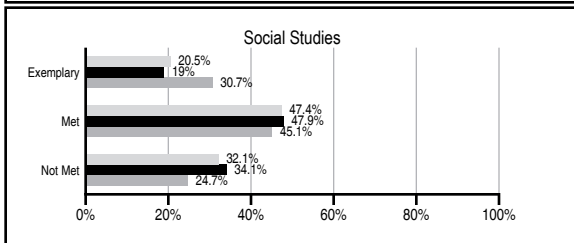
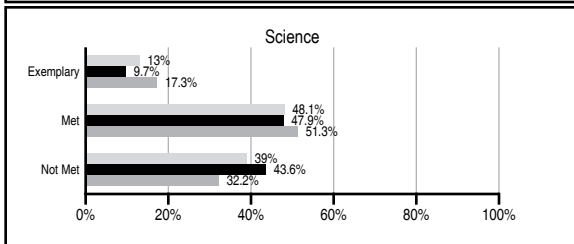
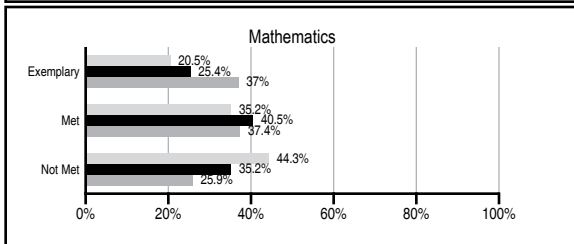
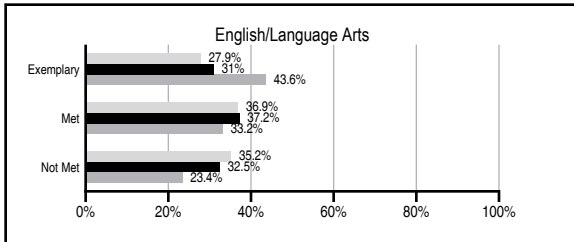
## ABSOLUTE RATINGS OF ELEMENTARY SCHOOLS WITH STUDENTS LIKE OURS\*

EXCELLENT	GOOD	AVERAGE	BELOW AVERAGE	AT-RISK
5	13	108	28	10

\* Ratings are calculated with data available by 11/07/2012. Schools with Students Like Ours are Elementary Schools with Poverty Indices of no more than 5% above or below the index for this school.

## PASS PERFORMANCE

Our School
  Elementary Schools with Students Like Ours
  Elementary schools statewide



## NAEP PERFORMANCE\*

\* Performance reported for SC and nation, data not available at school level. Percentages at NAEP Achievement Levels.



## SC PERFORMANCE VISION

*By 2020 all students will graduate with the knowledge and skills necessary to compete successfully in the global economy, participate in a democratic society and contribute positively as members of families and communities.*

### Abbreviations Key

N/A Not Applicable N/AV Not Available N/C Not Collected N/R Not Reported I/S Insufficient Sample TBD To be determined

# Houston Elementary [Spartanburg School District

## SCHOOL PROFILE

	Our School	Change from Last Year	Elementary Schools with Students Like Ours	Median Elementary School
<b>Students (n=325)</b>				
Retention rate	3.2%	Up from 2.3%	1.3%	1.0%
Attendance rate	95.6%	Up from 94.4%	96.3%	96.6%
Served by gifted and talented program	N/AV	N/AV	N/AV	N/AV
With disabilities other than speech	N/AV	N/AV	N/AV	N/AV
Older than usual for grade	N/AV	N/AV	N/AV	N/AV
Out-of-school suspensions or expulsions for violent and/or criminal offenses	0.0%	No Change	0.0%	0.0%
<b>Teachers (n=33)</b>				
Teachers with advanced degrees	84.8%	Up from 75.0%	61.1%	63.0%
Continuing contract teachers	N/AV	N/AV	N/AV	N/AV
Teachers returning from previous year	80.5%	Down from 83.3%	86.5%	88.7%
Teacher attendance rate	94.0%	Down from 95.2%	95.1%	95.1%
Average teacher salary*	\$50,141	Up 7.3%	\$45,546	\$47,210
Classes not taught by highly qualified teachers	0.0%	Down from 2.7%	0.0%	0.0%
Professional development days/teacher	13.6 days	Up from 10.6 days	10.7 days	10.5 days
<b>School</b>				
Principal's years at school	4.0	Up from 3.0	4.0	4.0
Student-teacher ratio in core subjects	15.1 to 1	Down from 16.7 to 1	19.0 to 1	20.0 to 1
Prime instructional time	87.8%	Down from 88.1%	90.4%	90.5%
Opportunities in the arts	Good	No Change	Good	Good
SACS accreditation	Yes	No Change	Yes	Yes
Parents attending conferences	95.6%	Up from 95.3%	100.0%	100.0%
Character development program	Good	Down from Excellent	Excellent	Excellent
Dollars spent per pupil**	\$8,734	Down 12.9%	\$7,686	\$7,247
Percent of expenditures for instruction**	65.4%	Down from 66.9%	67.4%	68.2%
Percent of expenditures for teacher salaries**	65.1%	Down from 66.4%	63.8%	65.7%
ESEA composite index score	75.5	N/A	88.0	91.9

\* Length of contract = 185+ days.

\*\* Prior year audited financial data available.

## REPORT OF PRINCIPAL AND SCHOOL IMPROVEMENT COUNCIL

Houston Elementary students strive to achieve excellence on a daily basis. Our well-trained, dedicated faculty works diligently to provide each student with an enriched educational experience. Six teachers have obtained National Board certification, 88% of the faculty is gifted and talented endorsed and 100% of the faculty is highly qualified. For the fifth consecutive year, Houston received an AVERAGE absolute rating on the state report card and the Palmetto Silver Certificate of Excellence. We are proud to report our advancements in technology. Seventy new computers and wireless internet access were installed this year and 95% of classrooms have interactive board technology.

Our students distinguished themselves in numerous academic and special areas. Twenty-one students participated in our gifted and talented program. Four of these students scored in the top 10% on the National Wordmaster competition. Our students were recognized in the Piedmont Interstate Fair and the Rotary Math Excellence Medallion award program. Twenty-seven students participated in the band and orchestra program. The Academy of Creative Expression and Problem-Based Learning continue to enhance teaching and learning at Houston.

To promote wellness and commitment to the total growth of the child, our students participated in Walk to School, Bike to School, The First Tee, Houston Running Club, Project Fit, Girls on the Run, and the Creative Expression Dance Company. Family and school connections are strengthened through our monthly Family First breakfast. A Farm to School grant supported teachers and students with curricula centered on nutrition and agriculture and provided funding for two school gardens. Houston Elementary has received several honors and set an expectation of excellence during 2011-2012. We are pleased to serve your children and encourage each of you to continue to take an active role in their education and future.

Thomas Stokes, Principal  
Jane Wray, SIC Chair

## EVALUATION RESULTS

	Teachers	Students*	Parents*
Number of surveys returned	31	39	15
Percent satisfied with learning environment	80.6%	89.5%	93.3%
Percent satisfied with social and physical environment	87.1%	89.5%	86.7%
Percent satisfied with school-home relations	80.0%	91.7%	86.7%

\*Only students at the highest elementary school grade level at this school and their parents were included.

Comprehensive detail, including definitions of ratings, performance criteria, and explanations of status, is available on [www.ed.sc.gov](http://www.ed.sc.gov) and [www.eoc.sc.gov](http://www.eoc.sc.gov) as well as school and school district websites.

Printed versions are available from school districts upon request.

### Abbreviations Key

N/A Not Applicable N/AV Not Available N/C Not Collected N/R Not Reported I/S Insufficient Sample TBD To be determined  
NI Newly Identified CSI Continuing School Improvement CA Corrective Action RP Plan to Restructure R Restructure DELAY School Improvement Status HOLD School Improvement Status