



# SC Annual School Report Card Summary

Cleveland Elementary  
 Spartanburg School District Seven  
 Grades: PK-5 Enrollment: 416  
 Principal: Fred Logan  
 Superintendent: Dr. Russell W. Booker  
 Board Chair: Lawrence E. Flynn, Jr.

## PERFORMANCE

Comprehensive detail, including definitions of ratings, performance criteria, and explanations of status, is available on [www.ed.sc.gov](http://www.ed.sc.gov) and [www.eoc.sc.gov](http://www.eoc.sc.gov) as well as school and school district websites. Printed versions are available from school districts upon request.

YEAR	ABSOLUTE RATING	GROWTH RATING	PALMETTO GOLD AND SILVER AWARD		ESEA/FEDERAL ACCOUNTABILITY RATING SYSTEM	
			General Performance	Closing the Gap	ESEA Grade	Accountability Indicator
2012	At-Risk	Below Average	TBD	TBD	F	N/A
2011	At-Risk	Below Average	N/A	N/A	Not Met	N/A
2010	Below Average	Average	N/A	N/A	Not Met	RP

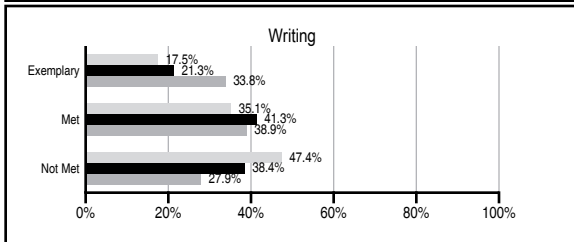
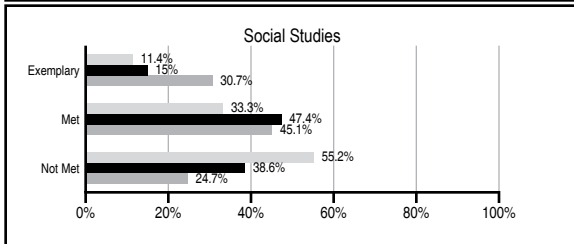
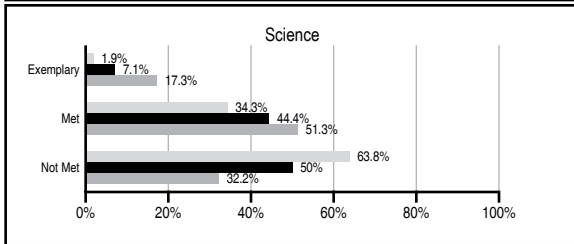
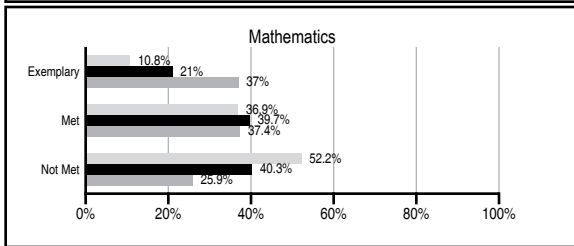
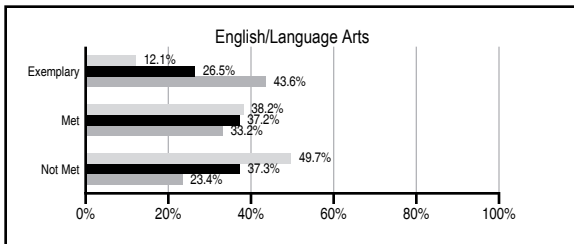
## ABSOLUTE RATINGS OF ELEMENTARY SCHOOLS WITH STUDENTS LIKE OURS\*

EXCELLENT	GOOD	AVERAGE	BELOW AVERAGE	AT-RISK
2	6	70	46	17

\* Ratings are calculated with data available by 11/07/2012. Schools with Students Like Ours are Elementary Schools with Poverty Indices of no more than 5% above or below the index for this school.

## PASS PERFORMANCE

Our School
  Elementary Schools with Students Like Ours
  Elementary schools statewide



## NAEP PERFORMANCE\*

\* Performance reported for SC and nation, data not available at school level. Percentages at NAEP Achievement Levels.



## SC PERFORMANCE VISION

*By 2020 all students will graduate with the knowledge and skills necessary to compete successfully in the global economy, participate in a democratic society and contribute positively as members of families and communities.*

### Abbreviations Key

N/A Not Applicable N/AV Not Available N/C Not Collected N/R Not Reported I/S Insufficient Sample TBD To be determined

# Cleveland Elementary [Spartanburg School District

## SCHOOL PROFILE

	Our School	Change from Last Year	Elementary Schools with Students Like Ours	Median Elementary School
<b>Students (n=416)</b>				
Retention rate	0.2%	Down from 0.5%	1.2%	1.0%
Attendance rate	95.7%	Up from 95.2%	96.4%	96.6%
Served by gifted and talented program	N/AV	N/AV	N/AV	N/AV
With disabilities other than speech	N/AV	N/AV	N/AV	N/AV
Older than usual for grade	N/AV	N/AV	N/AV	N/AV
Out-of-school suspensions or expulsions for violent and/or criminal offenses	0.0%	No Change	0.0%	0.0%
<b>Teachers (n=33)</b>				
Teachers with advanced degrees	84.8%	Up from 75.0%	62.5%	63.0%
Continuing contract teachers	N/AV	N/AV	N/AV	N/AV
Teachers returning from previous year	80.8%	Down from 89.3%	84.9%	88.7%
Teacher attendance rate	94.5%	Up from 92.5%	95.4%	95.1%
Average teacher salary*	\$50,348	Up 6.6%	\$44,876	\$47,210
Classes not taught by highly qualified teachers	2.0%	Up from 0.0%	0.0%	0.0%
Professional development days/teacher	14.5 days	Up from 10.1 days	9.4 days	10.5 days
<b>School</b>				
Principal's years at school	3.0	Up from 2.0	4.0	4.0
Student-teacher ratio in core subjects	17.7 to 1	Down from 19.0 to 1	18.0 to 1	20.0 to 1
Prime instructional time	87.6%	Up from 86.2%	90.6%	90.5%
Opportunities in the arts	Good	No Change	Good	Good
SACS accreditation	Yes	No Change	Yes	Yes
Parents attending conferences	100.0%	No Change	100.0%	100.0%
Character development program	Excellent	Up from Good	Excellent	Excellent
Dollars spent per pupil**	\$9,594	Down 8.5%	\$8,326	\$7,247
Percent of expenditures for instruction**	55.1%	Down from 63.9%	66.1%	68.2%
Percent of expenditures for teacher salaries**	54.1%	Down from 62.6%	62.8%	65.7%
ESEA composite index score	39.6	N/A	79.9	91.9

\* Length of contract = 185+ days.

\*\* Prior year audited financial data available.

## EVALUATION RESULTS

	Teachers	Students*	Parents*
Number of surveys returned	40	65	34
Percent satisfied with learning environment	70.0%	87.5%	84.4%
Percent satisfied with social and physical environment	72.5%	82.5%	88.2%
Percent satisfied with school-home relations	42.5%	88.9%	84.8%

\*Only students at the highest elementary school grade level at this school and their parents were included.

## REPORT OF PRINCIPAL AND SCHOOL IMPROVEMENT COUNCIL

Cleveland Elementary is embarking on a new journey which will enhance the strong academic focus on literacy, math, and science. This year we adopted the Leader in Me model. We are very optimistic because Leader in Me is a "whole school transformational model." It has proven to help produce higher academic achievement, fewer discipline problems, and increased engagement in students, parents, and teachers. This model helps to provide students the tools needed to not only survive, but thrive in the 21st century. They are developing skills which include responsibility, leadership, adaptability, communication, creativity, problem solving, and teamwork to name just a few. The development of these skills will result in improved student achievement because the students are becoming more and more prepared to fully take advantage of the curriculum provided.

We are also very fortunate to have been adopted as one of only a few Purpose Built Communities in the United States. The goal of Purpose Built Communities is to "transform struggling neighborhoods into vibrant and sustainable communities where everyone has the opportunity to thrive. Purpose Built Communities break the cycle of intergenerational poverty creating a world where geography no longer limits human potential. " We also continue to be supported by Wofford College, USC Upstate, and several churches. We are confident that with the help of Purpose Built Communities, the Leader in Me model, the School Improvement Council, and our other long term supporters, we are on our way to meeting our goals.

We have continued using SRA Corrective Reading: an intervention designed to improve reading in grades 3-5. We have also continued the Language Enrichment Program (LEAP), a reading intervention program for grades K-2 designed to develop and enhance reading fluency and comprehension strategies for early grades. We are also very pleased that 75% of our staff have advanced degrees. In addition, our Boys and Girls Club continues to serve 120 students after school.

At Cleveland, we believe that if we find and nurture the leadership abilities in all students, they can and will achieve. We will continue to work very closely with our stake holders to ensure that we continue to meet expected gains and therefore meet the needs of our students.

Fred Logan, Principal  
Alan Goggins, SIC Chair

Comprehensive detail, including definitions of ratings, performance criteria, and explanations of status, is available on [www.ed.sc.gov](http://www.ed.sc.gov) and [www.eoc.sc.gov](http://www.eoc.sc.gov) as well as school and school district websites.

Printed versions are available from school districts upon request.

### Abbreviations Key

N/A Not Applicable N/AV Not Available N/C Not Collected N/R Not Reported I/S Insufficient Sample TBD To be determined  
NI Newly Identified CSI Continuing School Improvement CA Corrective Action RP Plan to Restructure R Restructure DELAY School Improvement Status HOLD School Improvement Status