



# SC Annual School Report Card Summary

E.P. Todd School  
 Spartanburg School District Seven  
 Grades: PK-8 Enrollment: 903  
 Principal: Marc Zachary  
 Superintendent: Dr. Russell W. Booker  
 Board Chair: Lawrence E. Flynn, Jr.

## PERFORMANCE

Comprehensive detail, including definitions of ratings, performance criteria, and explanations of status, is available on [www.ed.sc.gov](http://www.ed.sc.gov) and [www.eoc.sc.gov](http://www.eoc.sc.gov) as well as school and school district websites. Printed versions are available from school districts upon request.

YEAR	ABSOLUTE RATING	GROWTH RATING	PALMETTO GOLD AND SILVER AWARD		ESEA/FEDERAL ACCOUNTABILITY RATING SYSTEM	
			General Performance	Closing the Gap	ESEA Grade	Accountability Indicator
2012	Average	Average	TBD	TBD	B	N/A
2011	Average	Average	Silver	N/A	Not Met	N/A
2010	Average	Excellent	Gold	Silver	Met	N/A

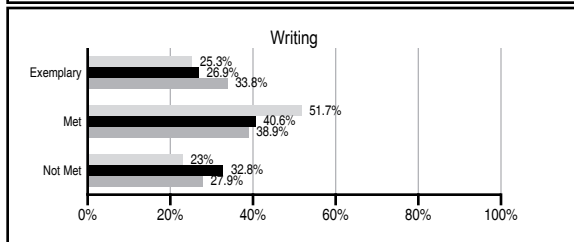
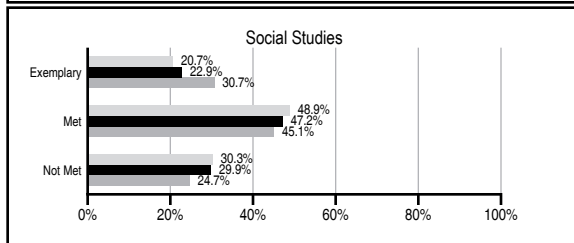
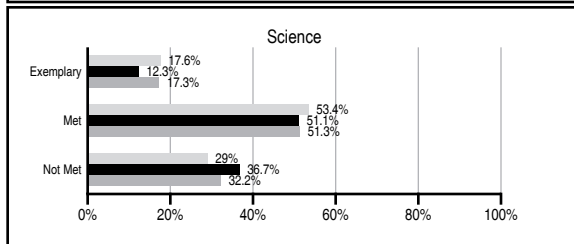
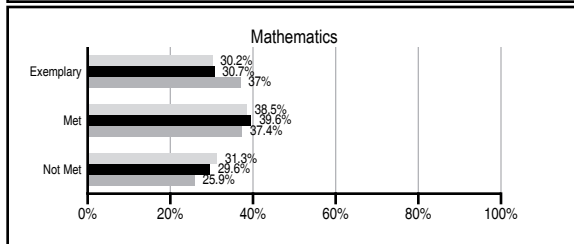
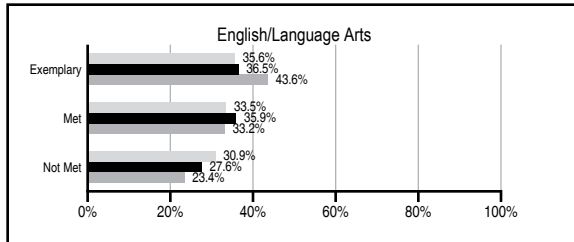
## ABSOLUTE RATINGS OF ELEMENTARY SCHOOLS WITH STUDENTS LIKE OURS\*

EXCELLENT	GOOD	AVERAGE	BELOW AVERAGE	AT-RISK
9	23	89	11	1

\* Ratings are calculated with data available by 11/07/2012. Schools with Students Like Ours are Elementary Schools with Poverty Indices of no more than 5% above or below the index for this school.

## PASS PERFORMANCE

Our School
  Elementary Schools with Students Like Ours
  Elementary schools statewide



## NAEP PERFORMANCE\*

\* Performance reported for SC and nation, data not available at school level. Percentages at NAEP Achievement Levels.



## SC PERFORMANCE VISION

*By 2020 all students will graduate with the knowledge and skills necessary to compete successfully in the global economy, participate in a democratic society and contribute positively as members of families and communities.*

### Abbreviations Key

N/A Not Applicable N/AV Not Available N/C Not Collected N/R Not Reported I/S Insufficient Sample TBD To be determined

# E.P. Todd School [Spartanburg School District Seven]

## SCHOOL PROFILE

	Our School	Change from Last Year	Elementary Schools with Students Like Ours	Median Elementary School
<b>Students (n=903)</b>				
Retention rate	0.9%	Down from 1.4%	1.4%	1.0%
Attendance rate	96.2%	No Change	96.3%	96.6%
Served by gifted and talented program	N/AV	N/AV	N/AV	N/AV
With disabilities other than speech	N/AV	N/AV	N/AV	N/AV
Older than usual for grade	N/AV	N/AV	N/AV	N/AV
Out-of-school suspensions or expulsions for violent and/or criminal offenses	0.2%	Up from 0.0%	0.0%	0.0%
<b>Teachers (n=65)</b>				
Teachers with advanced degrees	66.2%	Up from 64.3%	61.0%	63.0%
Continuing contract teachers	N/AV	N/AV	N/AV	N/AV
Teachers returning from previous year	89.9%	Up from 89.3%	88.3%	88.7%
Teacher attendance rate	94.0%	Down from 94.4%	94.8%	95.1%
Average teacher salary*	\$48,369	Down 0.5%	\$46,872	\$47,210
Classes not taught by highly qualified teachers	1.7%	Up from 0.3%	0.0%	0.0%
Professional development days/teacher	17.4 days	Down from 18.8 days	10.8 days	10.5 days
<b>School</b>				
Principal's years at school	8.0	Up from 7.0	4.0	4.0
Student-teacher ratio in core subjects	20.3 to 1	No Change	19.9 to 1	20.0 to 1
Prime instructional time	88.8%	Down from 89.2%	89.7%	90.5%
Opportunities in the arts	Excellent	Up from Good	Good	Good
SACS accreditation	Yes	No Change	Yes	Yes
Parents attending conferences	100.0%	No Change	100.0%	100.0%
Character development program	Good	No Change	Excellent	Excellent
Dollars spent per pupil**	\$6,870	Down 7.9%	\$7,307	\$7,247
Percent of expenditures for instruction**	72.5%	Down from 73.6%	68.2%	68.2%
Percent of expenditures for teacher salaries**	71.5%	Down from 72.6%	65.0%	65.7%
ESEA composite index score	86.2	N/A	89.9	91.9

\* Length of contract = 185+ days.

\*\* Prior year audited financial data available.

## EVALUATION RESULTS

	Teachers	Students*	Parents*
Number of surveys returned	66	98	113
Percent satisfied with learning environment	98.4%	79.6%	90.8%
Percent satisfied with social and physical environment	100.0%	78.1%	92.9%
Percent satisfied with school-home relations	95.4%	87.5%	92.0%

\*Only students at the highest elementary school grade level at this school and their parents were included.

## REPORT OF PRINCIPAL AND SCHOOL IMPROVEMENT COUNCIL

E.P. Todd Elementary School continues to guide all students to reach their highest achievement with personal integrity. Todd has been the proud recipient of the Palmetto Silver Award for student achievement 2006-08 and in 2010 for excellent results in closing achievement gaps. Our school was also recognized in 2011 for earning the Palmetto Gold Award for our "Excellent" growth rating on the state report card. We are a recent winner of the Spartanburg Writing Project's Writing Program Excellence Award, and were recognized as a "Red Carpet School" in 2010 because of our friendliness and devotion to customer service. Todd will continue to expand Montessori through 5th grade in 2012-13, which will be just our fifth year of having the program. In that brief time, we have expanded the program from two classes to seven. Our Montessori program has expanded from 50 students in 2008-09 to nearly 170 students in 2012-13. We added 8th grade to our school in 2010-11 and are very pleased with the results. Students in the middle grades can participate in sports and fine arts in addition to taking the same courses and foreign languages as their peers at other schools. We are proud that 100% of E.P. Todd Algebra students passed their end of course tests in 2012.

We are fortunate to have a strong PTO and several community partnerships at Todd. Our PTO helps fund musicals, helps to fund special activities during the school year for each grade level, sponsors two book fairs and a Spring Carnival each year, and funds the Tiger Pride and Reading celebrations we have each 9 weeks for students who are behaving well and meeting their reading goals. We have partnerships with First Baptist Church, Southside Baptist Church, and Bruster's Real Ice Cream. Shepherd's Door Ministries sponsors a tutoring program on Tuesdays, and Wofford College teaches Spanish classes to some of our kindergarten, first, and second grade students. Through the collaborative efforts of teachers, students, and community partners, we will continue to improve and show our "Tiger Pride" in all that we do.

Marc G. Zachary, Principal  
James Demarco, SIC Chair

Comprehensive detail, including definitions of ratings, performance criteria, and explanations of status, is available on [www.ed.sc.gov](http://www.ed.sc.gov) and [www.eoc.sc.gov](http://www.eoc.sc.gov) as well as school and school district websites.

Printed versions are available from school districts upon request.

### Abbreviations Key

N/A Not Applicable N/AV Not Available N/C Not Collected N/R Not Reported I/S Insufficient Sample TBD To be determined  
NI Newly Identified CSI Continuing School Improvement CA Corrective Action RP Plan to Restructure R Restructure DELAY School Improvement Status HOLD School Improvement Status