



# SC Annual School Report Card Summary

Jesse Boyd Elementary  
 Spartanburg School District Seven  
 Grades: PK-5 Enrollment: 448  
 Principal: Bob Grant  
 Superintendent: Dr. Russell W. Booker  
 Board Chair: Lawrence E. Flynn, Jr.

## PERFORMANCE

Comprehensive detail, including definitions of ratings, performance criteria, and explanations of status, is available on [www.ed.sc.gov](http://www.ed.sc.gov) and [www.eoc.sc.gov](http://www.eoc.sc.gov) as well as school and school district websites. Printed versions are available from school districts upon request.

YEAR	ABSOLUTE RATING	GROWTH RATING	PALMETTO GOLD AND SILVER AWARD		ESEA/FEDERAL ACCOUNTABILITY RATING SYSTEM	
			General Performance	Closing the Gap	ESEA Grade	Accountability Indicator
2012	Good	Average	TBD	TBD	A	N/A
2011	Good	Average	Silver	N/A	Not Met	N/A
2010	Excellent	Good	Gold	N/A	Met	N/A

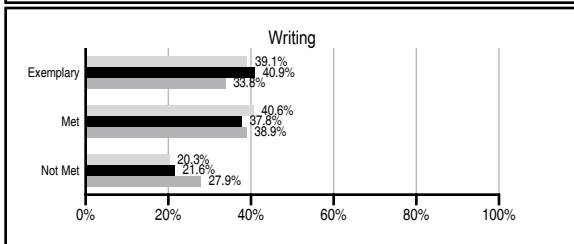
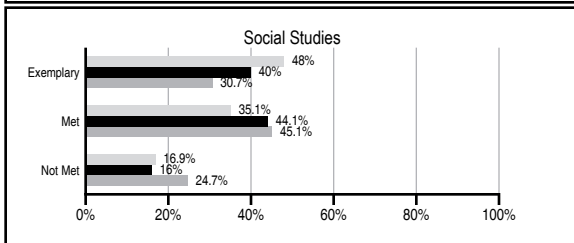
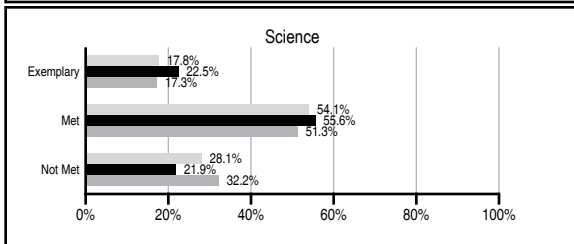
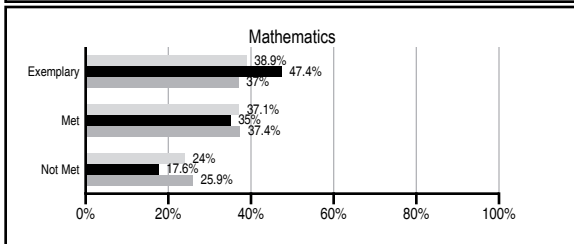
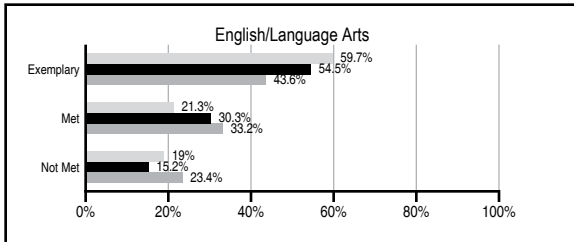
## ABSOLUTE RATINGS OF ELEMENTARY SCHOOLS WITH STUDENTS LIKE OURS\*

EXCELLENT	GOOD	AVERAGE	BELOW AVERAGE	AT-RISK
48	21	4	1	0

\* Ratings are calculated with data available by 11/07/2012. Schools with Students Like Ours are Elementary Schools with Poverty Indices of no more than 5% above or below the index for this school.

## PASS PERFORMANCE

Our School  
 Elementary Schools with Students Like Ours  
 Elementary schools statewide



## NAEP PERFORMANCE\*

\* Performance reported for SC and nation, data not available at school level. Percentages at NAEP Achievement Levels.



## SC PERFORMANCE VISION

*By 2020 all students will graduate with the knowledge and skills necessary to compete successfully in the global economy, participate in a democratic society and contribute positively as members of families and communities.*

### Abbreviations Key

N/A Not Applicable N/AV Not Available N/C Not Collected N/R Not Reported I/S Insufficient Sample TBD To be determined

# Jesse Boyd Elementary [Spartanburg School District

## SCHOOL PROFILE

	Our School	Change from Last Year	Elementary Schools with Students Like Ours	Median Elementary School
<b>Students (n=448)</b>				
Retention rate	0.4%	Down from 1.0%	0.8%	1.0%
Attendance rate	97.2%	Up from 96.9%	97.0%	96.6%
Served by gifted and talented program	N/AV	N/AV	N/AV	N/AV
With disabilities other than speech	N/AV	N/AV	N/AV	N/AV
Older than usual for grade	N/AV	N/AV	N/AV	N/AV
Out-of-school suspensions or expulsions for violent and/or criminal offenses	0.2%	Up from 0.0%	0.0%	0.0%
<b>Teachers (n=38)</b>				
Teachers with advanced degrees	65.8%	Down from 68.1%	62.5%	63.0%
Continuing contract teachers	N/AV	N/AV	N/AV	N/AV
Teachers returning from previous year	84.1%	Down from 85.9%	90.5%	88.7%
Teacher attendance rate	94.7%	Down from 95.8%	95.1%	95.1%
Average teacher salary*	\$50,198	Up 2.6%	\$47,968	\$47,210
Classes not taught by highly qualified teachers	0.0%	No Change	0.0%	0.0%
Professional development days/teacher	14.0 days	Down from 15.0 days	9.6 days	10.5 days
<b>School</b>				
Principal's years at school	3.0	Up from 2.0	4.0	4.0
Student-teacher ratio in core subjects	18.8 to 1	Up from 17.9 to 1	20.7 to 1	20.0 to 1
Prime instructional time	90.1%	Down from 91.1%	91.3%	90.5%
Opportunities in the arts	Good	No Change	Good	Good
SACS accreditation	Yes	No Change	Yes	Yes
Parents attending conferences	100.0%	No Change	100.0%	100.0%
Character development program	Excellent	No Change	Excellent	Excellent
Dollars spent per pupil**	\$7,777	Down 3.0%	\$6,753	\$7,247
Percent of expenditures for instruction**	73.6%	Down from 74.4%	69.2%	68.2%
Percent of expenditures for teacher salaries**	72.8%	Down from 73.6%	67.3%	65.7%
ESEA composite index score	98.5	N/A	95.3	91.9

\* Length of contract = 185+ days.

\*\* Prior year audited financial data available.

## EVALUATION RESULTS

	Teachers	Students*	Parents*
Number of surveys returned	39	67	30
Percent satisfied with learning environment	97.4%	96.9%	93.3%
Percent satisfied with social and physical environment	100.0%	92.5%	82.8%
Percent satisfied with school-home relations	100.0%	91.0%	73.3%

\*Only students at the highest elementary school grade level at this school and their parents were included.

## REPORT OF PRINCIPAL AND SCHOOL IMPROVEMENT COUNCIL

JBE continues to be fully authorized to offer the International Baccalaureate Primary Years Program (IB PYP). Professional development continues with our focus on IB and inquiry based teaching. The school was honored by the State Department of Education as a Palmetto Silver winner for Academic Achievement on the PASS, after previously being honored as a Gold winner. JBE is an AdvancEd and SACS accredited school. All stakeholders contributed to our school renewal plan that continues to guide us through the next five years. The PTSO continues to provide great resources, both in financial terms and with volunteer support, for many school-wide programs. They continue to sponsor programs like: Artist in Residence, teacher grants, the school-wide musical production, and events like Bike and Walk to School Days, just to name a few. The School Improvement Council was honored as an Honor Roll School for the Riley School Improvement Award by the SC-SIC. A school wide reading program, coordinated with the production of The Arisotcats, was implemented with great success for the third year. Healthy school initiatives were enhanced with community partnerships and school-wide programs. Wofford College honored the school for the implementation of the Healthy Choice Program. The SIC implemented a full program to ease the transitions to elementary and middle schools with much success. School safety, specifically arrival and dismissal, was another focus of the SIC.

Community involvement still fuels our efforts towards ensuring the academic success of all students. Our partners donate volunteer hours, products and money to help us achieve our goal. Partners include everything from medical professionals, faith based organizations, colleges and universities to individual community members. JBE is a leader in offering activities for students. Students have numerous opportunities to develop themselves mentally, emotionally, physically and socially. These include: musical production, fitness clubs, art club, chorus, recycling club, safety patrol, student council, IB student leadership, running club, and media clubs. Everyone that works at and with JBE desires to help each child achieve their greatest academic and personal potential. Together, all stakeholders work to make sure that every child is given every opportunity to succeed!

Bob Grant, Principal  
Ashley Cooksey, SIC Chair

Comprehensive detail, including definitions of ratings, performance criteria, and explanations of status, is available on [www.ed.sc.gov](http://www.ed.sc.gov) and [www.eoc.sc.gov](http://www.eoc.sc.gov) as well as school and school district websites.

Printed versions are available from school districts upon request.

### Abbreviations Key

N/A Not Applicable N/AV Not Available N/C Not Collected N/R Not Reported I/S Insufficient Sample TBD To be determined  
NI Newly Identified CSI Continuing School Improvement CA Corrective Action RP Plan to Restructure R Restructure DELAY School Improvement Status HOLD School Improvement Status