



SC Annual School Report Card Summary

Pauline-Glenn Springs Elementary School
 Spartanburg School District Six
 Grades: K-5 Enrollment: 511
 Principal: Jennifer F. Million
 Superintendent: Dr. Darryl F. Owings
 Board Chair: Mr. Lynn Harris

PERFORMANCE

Comprehensive detail, including definitions of ratings, performance criteria, and explanations of status, is available on www.ed.sc.gov and www.eoc.sc.gov as well as school and school district websites. Printed versions are available from school districts upon request.

YEAR	ABSOLUTE RATING	GROWTH RATING	PALMETTO GOLD AND SILVER AWARD		ESEA/FEDERAL ACCOUNTABILITY RATING SYSTEM	
			General Performance	Closing the Gap	ESEA Grade	Accountability Indicator
2012	Excellent	Excellent	TBD	TBD	B	N/A
2011	Excellent	Average	Gold	N/A	Not Met	N/A
2010	Good	Average	N/A	N/A	Met	N/A

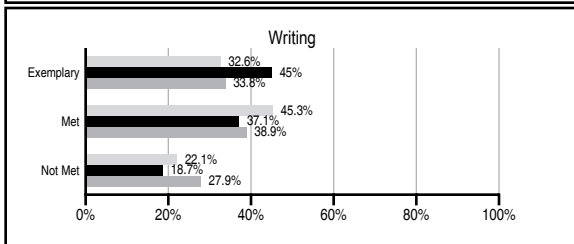
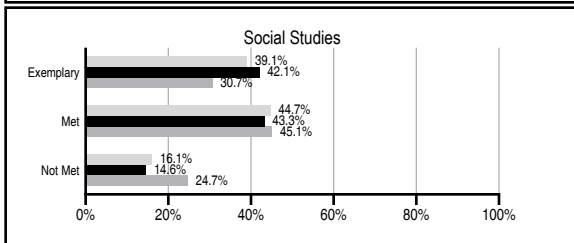
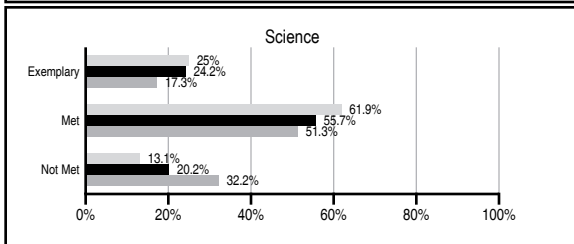
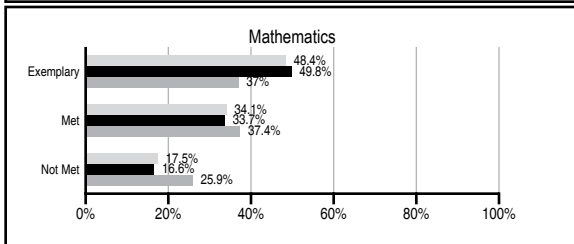
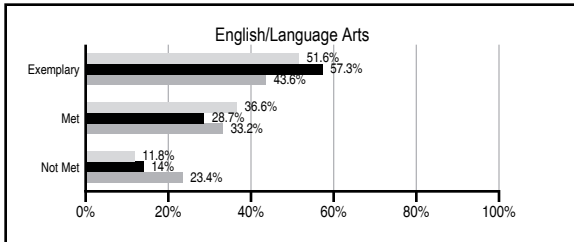
ABSOLUTE RATINGS OF ELEMENTARY SCHOOLS WITH STUDENTS LIKE OURS*

EXCELLENT	GOOD	AVERAGE	BELOW AVERAGE	AT-RISK
40	12	1	1	0

* Ratings are calculated with data available by 11/07/2012. Schools with Students Like Ours are Elementary Schools with Poverty Indices of no more than 5% above or below the index for this school.

PASS PERFORMANCE

Our School
 Elementary Schools with Students Like Ours
 Elementary schools statewide



NAEP PERFORMANCE*

* Performance reported for SC and nation, data not available at school level. Percentages at NAEP Achievement Levels.



SC PERFORMANCE VISION

By 2020 all students will graduate with the knowledge and skills necessary to compete successfully in the global economy, participate in a democratic society and contribute positively as members of families and communities.

Abbreviations Key

N/A Not Applicable N/AV Not Available N/C Not Collected N/R Not Reported I/S Insufficient Sample TBD To be determined

Pauline-Glenn Springs Elementary School
[Spartanburg School District Six]

SCHOOL PROFILE

	Our School	Change from Last Year	Elementary Schools with Students Like Ours	Median Elementary School
Students (n=511)				
Retention rate	0.4%	Up from 0.2%	0.9%	1.0%
Attendance rate	97.0%	Up from 96.6%	97.0%	96.6%
Served by gifted and talented program	N/AV	N/AV	N/AV	N/AV
With disabilities other than speech	N/AV	N/AV	N/AV	N/AV
Older than usual for grade	N/AV	N/AV	N/AV	N/AV
Out-of-school suspensions or expulsions for violent and/or criminal offenses	0.0%	No Change	0.0%	0.0%
Teachers (n=33)				
Teachers with advanced degrees	81.8%	Up from 78.8%	65.8%	63.0%
Continuing contract teachers	N/AV	N/AV	N/AV	N/AV
Teachers returning from previous year	94.5%	Down from 96.7%	90.1%	88.7%
Teacher attendance rate	95.1%	Up from 95.0%	95.2%	95.1%
Average teacher salary*	\$52,414	Up 5.0%	\$48,803	\$47,210
Classes not taught by highly qualified teachers	0.0%	No Change	0.0%	0.0%
Professional development days/teacher	7.1 days	Up from 4.9 days	9.9 days	10.5 days
School				
Principal's years at school	8.0	Up from 7.0	4.0	4.0
Student-teacher ratio in core subjects	20.8 to 1	Up from 20.5 to 1	20.8 to 1	20.0 to 1
Prime instructional time	90.1%	Down from 90.7%	91.6%	90.5%
Opportunities in the arts	Good	No Change	Good	Good
SACS accreditation	Yes	No Change	Yes	Yes
Parents attending conferences	97.7%	Down from 100.0%	100.0%	100.0%
Character development program	Excellent	No Change	Excellent	Excellent
Dollars spent per pupil**	\$6,821	Down 3.9%	\$6,823	\$7,247
Percent of expenditures for instruction**	75.0%	Up from 74.8%	69.4%	68.2%
Percent of expenditures for teacher salaries**	73.3%	No Change	67.5%	65.7%
ESEA composite index score	86.2	N/A	97.2	91.9

* Length of contract = 185+ days.

** Prior year audited financial data available.

EVALUATION RESULTS

	Teachers	Students*	Parents*
Number of surveys returned	26	82	61
Percent satisfied with learning environment	100.0%	89.0%	96.6%
Percent satisfied with social and physical environment	100.0%	90.2%	96.7%
Percent satisfied with school-home relations	100.0%	93.8%	90.0%

*Only students at the highest elementary school grade level at this school and their parents were included.

REPORT OF PRINCIPAL AND SCHOOL IMPROVEMENT COUNCIL

Our motto at Pauline-Glenn Springs Elementary, "Where Dreams Begin," is reflective of our belief that elementary school is the foundation of a child's educational experience. At Pauline-Glenn Springs, we strive to create a warm, supportive, caring, and learning environment where student learning is our chief priority. We pride ourselves on always placing children first.

Today's students need the skills and self confidence to succeed as leaders in the 21st Century. They need to be able to communicate clearly, to work as a team, to be self-motivated and to be analytical thinkers. Our students need the organizational and technical skills to compete in a global society. We believe it is our responsibility to develop our young students as leaders by providing them with the skills that will allow them to handle themselves in any given situation.

During the 2011-2012 school year, our students continued participating in "The Leader in Me" program and celebrated many personal and academic accomplishments through leadership days, goal-setting, data notebooks, and student-led conferences. Students are now beginning to apply Dr. Steven Covey's 7 Habits of Highly Effective People to their everyday lives. Our faculty and staff completed the final phase of "The Leader in Me" training and will continue along our journey to become the first Leadership Lighthouse School in the upstate of South Carolina. Currently there are only 27 Lighthouse Schools throughout the entire world.

Another wonderful part of our school year, included the implementation of the Olweus Anti-Bullying Program. Students participated in weekly class meetings to discuss concerns and solutions pertaining to bullying. Four school-wide rules were focused on throughout the year. 1. We will not bully others. 2. We will try to help students who are bullied. 3. We will make it a point to include students who are easily left out. 4. When someone is being bullied, we will tell an adult at school and at home. We continued our school-wide recycling program, collecting over \$800.00 from recycled materials. Student Council led several community service projects, which included a canned food drive, collecting items for the Spartanburg Humane Society, and Mountain View Nursing Home. In addition, we raised over \$3000.00 during the American Cancer Society's Relay for Life Campaign and raised \$2400.00 for St. Jude's Children's Hospital. We appreciate the strong involvement of our PTO, School Improvement Council, parents, volunteers, and business partners. We look forward to the wonderful opportunities that lie ahead for our school as we continue along the path of developing young leaders!

Jennifer F. Million, Principal
 Reid Bowyer, School Improvement Council Chairman

Comprehensive detail, including definitions of ratings, performance criteria, and explanations of status, is available on www.ed.sc.gov and www.eoc.sc.gov as well as school and school district websites.

Printed versions are available from school districts upon request.

Abbreviations Key

N/A Not Applicable N/AV Not Available N/C Not Collected N/R Not Reported I/S Insufficient Sample TBD To be determined
 NI Newly Identified CSI Continuing School Improvement CA Corrective Action RP Plan to Restructure R Restructure DELAY School Improvement Status HOLD School Improvement Status