



# SC Annual School Report Card Summary

Arcadia Elementary School  
 Spartanburg School District Six  
 Grades: PK-5 Enrollment: 410  
 Principal: Dr. Chuck Bagwell  
 Superintendent: Dr. Darryl F. Owings  
 Board Chair: Mr. Lynn Harris

## PERFORMANCE

Comprehensive detail, including definitions of ratings, performance criteria, and explanations of status, is available on [www.ed.sc.gov](http://www.ed.sc.gov) and [www.eoc.sc.gov](http://www.eoc.sc.gov) as well as school and school district websites. Printed versions are available from school districts upon request.

YEAR	ABSOLUTE RATING	GROWTH RATING	PALMETTO GOLD AND SILVER AWARD		ESEA/FEDERAL ACCOUNTABILITY RATING SYSTEM	
			General Performance	Closing the Gap	ESEA Grade	Accountability Indicator
2012	Average	Average	TBD	TBD	A	Reward
2011	Average	Average	Silver	N/A	Met	N/A
2010	Average	Excellent	Gold	Silver	Met	N/A

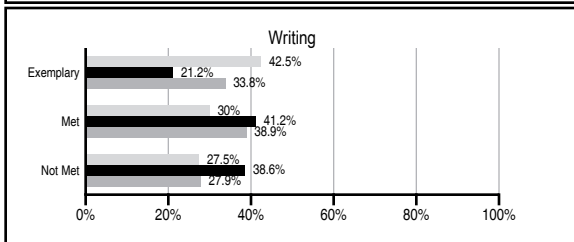
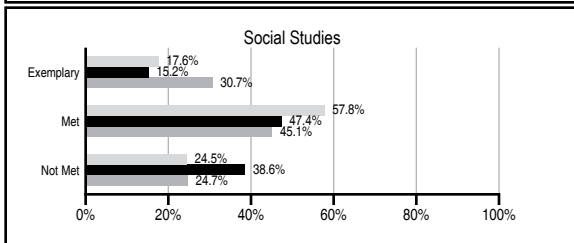
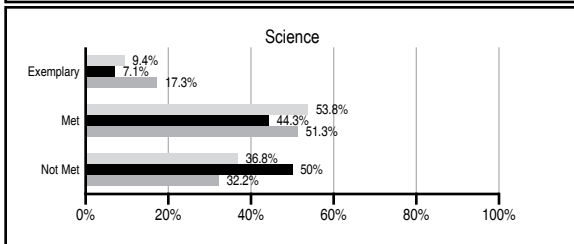
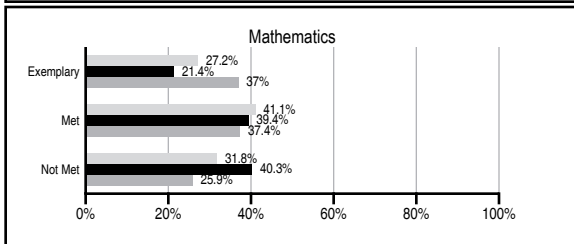
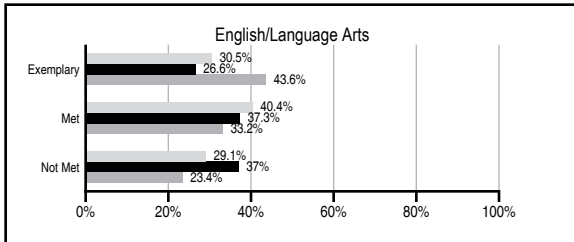
## ABSOLUTE RATINGS OF ELEMENTARY SCHOOLS WITH STUDENTS LIKE OURS\*

EXCELLENT	GOOD	AVERAGE	BELOW AVERAGE	AT-RISK
2	8	75	47	19

\* Ratings are calculated with data available by 11/07/2012. Schools with Students Like Ours are Elementary Schools with Poverty Indices of no more than 5% above or below the index for this school.

## PASS PERFORMANCE

Our School  
 Elementary Schools with Students Like Ours  
 Elementary schools statewide



## NAEP PERFORMANCE\*

\* Performance reported for SC and nation, data not available at school level. Percentages at NAEP Achievement Levels.



## SC PERFORMANCE VISION

*By 2020 all students will graduate with the knowledge and skills necessary to compete successfully in the global economy, participate in a democratic society and contribute positively as members of families and communities.*

### Abbreviations Key

N/A Not Applicable N/AV Not Available N/C Not Collected N/R Not Reported I/S Insufficient Sample TBD To be determined

**Arcadia Elementary School**  
**[Spartanburg School District Six]**

**SCHOOL PROFILE**

	Our School	Change from Last Year	Elementary Schools with Students Like Ours	Median Elementary School
<b>Students (n=410)</b>				
Retention rate	3.1%	Up from 2.9%	1.2%	1.0%
Attendance rate	97.0%	Up from 96.3%	96.3%	96.6%
Served by gifted and talented program	N/AV	N/AV	N/AV	N/AV
With disabilities other than speech	N/AV	N/AV	N/AV	N/AV
Older than usual for grade	N/AV	N/AV	N/AV	N/AV
Out-of-school suspensions or expulsions for violent and/or criminal offenses	0.0%	No Change	0.0%	0.0%
<b>Teachers (n=29)</b>				
Teachers with advanced degrees	75.9%	Down from 81.5%	62.5%	63.0%
Continuing contract teachers	N/AV	N/AV	N/AV	N/AV
Teachers returning from previous year	92.1%	Up from 90.9%	85.3%	88.7%
Teacher attendance rate	95.9%	Down from 96.0%	95.4%	95.1%
Average teacher salary*	\$46,476	Down 1.8%	\$44,974	\$47,210
Classes not taught by highly qualified teachers	4.5%	Down from 5.1%	0.0%	0.0%
Professional development days/teacher	12.2 days	Up from 12.1 days	9.5 days	10.5 days
<b>School</b>				
Principal's years at school	9.0	Up from 8.0	4.0	4.0
Student-teacher ratio in core subjects	20.0 to 1	Down from 21.3 to 1	18.1 to 1	20.0 to 1
Prime instructional time	91.9%	Up from 91.5%	90.6%	90.5%
Opportunities in the arts	Good	No Change	Good	Good
SACS accreditation	Yes	No Change	Yes	Yes
Parents attending conferences	100.0%	No Change	100.0%	100.0%
Character development program	Excellent	No Change	Excellent	Excellent
Dollars spent per pupil**	\$7,201	Down 8.2%	\$8,384	\$7,247
Percent of expenditures for instruction**	69.8%	Up from 69.1%	65.9%	68.2%
Percent of expenditures for teacher salaries**	68.1%	Up from 66.9%	62.8%	65.7%
ESEA composite index score	98.0	N/A	80.3	91.9

\* Length of contract = 185+ days.

\*\* Prior year audited financial data available.

**EVALUATION RESULTS**

	Teachers	Students*	Parents*
Number of surveys returned	30	44	43
Percent satisfied with learning environment	93.1%	97.7%	87.5%
Percent satisfied with social and physical environment	86.7%	81.8%	85.0%
Percent satisfied with school-home relations	73.3%	97.7%	83.7%

\*Only students at the highest elementary school grade level at this school and their parents were included.

**REPORT OF PRINCIPAL AND SCHOOL IMPROVEMENT COUNCIL**

Arcadia Elementary School is committed to promoting excellence while ensuring academic, personal, physical and social development for children. We are focused on improving reading, mathematics, writing, science and social studies and providing quality experiences in the arts. Our school sets high expectations for academic achievement and character education standards with an emphasis on celebrating diversity through community-building, enrichment, and mainstreaming. We are committed to excellence, and our students are given opportunities to move along their continuum of learning through innovative programs and teaching strategies.

Arcadia Elementary School is committed to promoting excellence while ensuring academic, personal, physical, and social development for each child. This year our school community earned the prestigious Palmetto Silver Award for high levels of general performance on the SC PASS test. The number one goal of our faculty and staff is to meet the needs of our students and families.

During this past year, we continued our afterschool and summer Boys and Girls Club in order to meet the educational and developmental needs of our students. On our school site, we had 165 students in grades second, third, fourth, and fifth who stayed five days per week until 6:00 PM for enrichment, remediation, character education, supervised play time, Girl Scouts, athletic teams, and participation in an outstanding Boys and Girls Club. We had 45 first graders who attended the exceptional ARCH afterschool program at the Arcadia United Methodist Church where they also received quality remediation and enrichment. Our summer program had 150 students, grades 1-5, who again received quality instruction by certified teachers as well as a quality full-day program sponsored by the Boys and Girls Club of the Upstate.

Arcadia Elementary School is proud to have met our adequate yearly progress goal for the 2011 test data. This success proved that many of the programs we have implemented are showing results and progress due to the educational testing levels attained by our students. Some of the programs we have implemented in addition to our district curriculum are SRA reading, Sidewalks RTI reading, Voyager reading, Rosetta Stone, and Calendar Math.

Our school was also one of 10 schools in the U.S. to receive a LIEP site visit from the U.S. Dept. of Education. Our school was chosen because of the success of our ESOL students. It was an honor to receive this visit. Along the same lines, AES had 2 visits from the Clemson International Fellows program. This is 16 teachers from 8 different countries who came to learn about our successful programs as well as share about their country and schools with our students .

Our faculty and staff are truly dedicated to continued improvement on PASS grade level skills and increasing student achievement through sound instruction of standards and other endeavors to provide our students with "A Great Beginning!", our school motto.

Dr. Chuck Bagwell, Principal  
 Melissa Miller, SIC Chair

Mrs.

Comprehensive detail, including definitions of ratings, performance criteria, and explanations of status, is available on [www.ed.sc.gov](http://www.ed.sc.gov) and [www.eoc.sc.gov](http://www.eoc.sc.gov) as well as school and school district websites.

Printed versions are available from school districts upon request.

**Abbreviations Key**

N/A Not Applicable N/AV Not Available N/C Not Collected N/R Not Reported I/S Insufficient Sample TBD To be determined

NI Newly Identified CSI Continuing School Improvement CA Corrective Action RP Plan to Restructure R Restructure DELAY School Improvement Status HOLD School Improvement Status