



# SC Annual School Report Card Summary

Abner Creek Academy  
 Spartanburg 5 School District  
 Grades: PK-4 Enrollment: 456  
 Principal: Patricia S. Paul  
 Superintendent: Dr. Scott Turner  
 Board Chair: Mr. Steve Brockman

## PERFORMANCE

Comprehensive detail, including definitions of ratings, performance criteria, and explanations of status, is available on [www.ed.sc.gov](http://www.ed.sc.gov) and [www.eoc.sc.gov](http://www.eoc.sc.gov) as well as school and school district websites. Printed versions are available from school districts upon request.

YEAR	ABSOLUTE RATING	GROWTH RATING	PALMETTO GOLD AND SILVER AWARD		ESEA/FEDERAL ACCOUNTABILITY RATING SYSTEM	
			General Performance	Closing the Gap	ESEA Grade	Accountability Indicator
2012	Excellent	Excellent	TBD	TBD	A	N/A
2011	Excellent	Good	Gold	N/A	Met	N/A
2010	Excellent	Good	Gold	Silver	Met	N/A

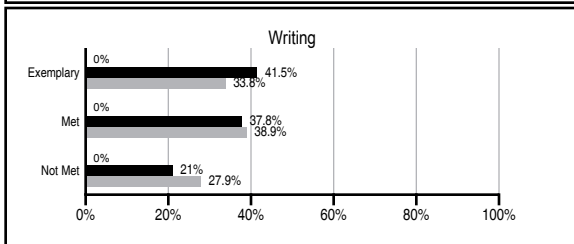
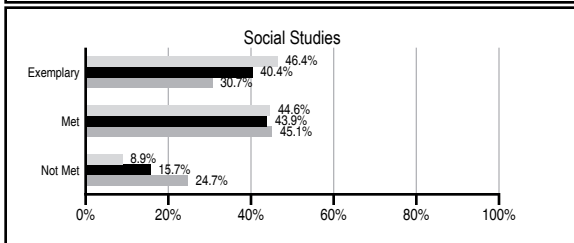
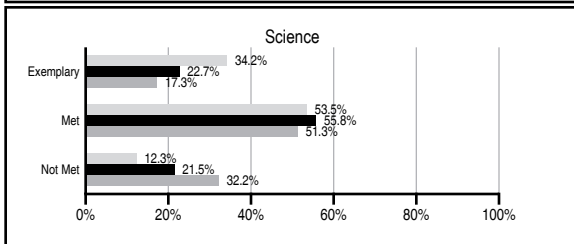
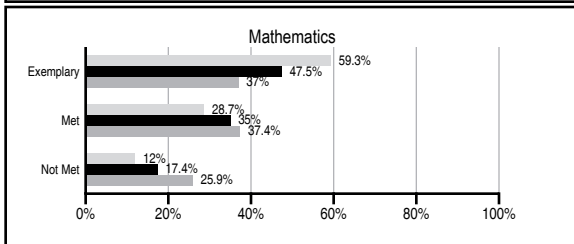
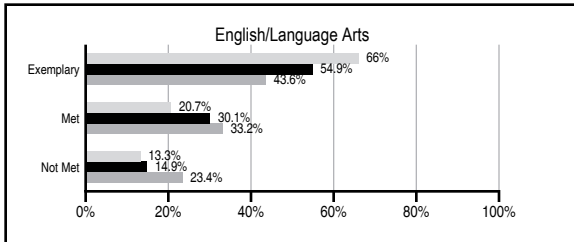
## ABSOLUTE RATINGS OF ELEMENTARY SCHOOLS WITH STUDENTS LIKE OURS\*

EXCELLENT	GOOD	AVERAGE	BELOW AVERAGE	AT-RISK
49	18	4	1	0

\* Ratings are calculated with data available by 11/07/2012. Schools with Students Like Ours are Elementary Schools with Poverty Indices of no more than 5% above or below the index for this school.

## PASS PERFORMANCE

Our School
  Elementary Schools with Students Like Ours
  Elementary schools statewide



## NAEP PERFORMANCE\*

\* Performance reported for SC and nation, data not available at school level. Percentages at NAEP Achievement Levels.



## SC PERFORMANCE VISION

*By 2020 all students will graduate with the knowledge and skills necessary to compete successfully in the global economy, participate in a democratic society and contribute positively as members of families and communities.*

### Abbreviations Key

N/A Not Applicable N/AV Not Available N/C Not Collected N/R Not Reported I/S Insufficient Sample TBD To be determined

# Abner Creek Academy [Spartanburg 5 School District]

## SCHOOL PROFILE

	Our School	Change from Last Year	Elementary Schools with Students Like Ours	Median Elementary School
<b>Students (n=456)</b>				
Retention rate	1.4%	Up from 1.0%	0.8%	1.0%
Attendance rate	97.0%	Up from 95.8%	97.0%	96.6%
Served by gifted and talented program	N/AV	N/AV	N/AV	N/AV
With disabilities other than speech	N/AV	N/AV	N/AV	N/AV
Older than usual for grade	N/AV	N/AV	N/AV	N/AV
Out-of-school suspensions or expulsions for violent and/or criminal offenses	0.0%	No Change	0.0%	0.0%
<b>Teachers (n=32)</b>				
Teachers with advanced degrees	81.3%	Up from 80.6%	62.3%	63.0%
Continuing contract teachers	N/AV	N/AV	N/AV	N/AV
Teachers returning from previous year	96.1%	N/A	90.5%	88.7%
Teacher attendance rate	97.0%	Up from 96.8%	95.2%	95.1%
Average teacher salary*	\$50,415	Up 4.2%	\$48,227	\$47,210
Classes not taught by highly qualified teachers	0.0%	No Change	0.0%	0.0%
Professional development days/teacher	11.7 days	Up from 6.8 days	10.1 days	10.5 days
<b>School</b>				
Principal's years at school	4.0	Up from 3.0	4.0	4.0
Student-teacher ratio in core subjects	18.8 to 1	Up from 18.6 to 1	20.9 to 1	20.0 to 1
Prime instructional time	93.0%	Up from 91.6%	91.5%	90.5%
Opportunities in the arts	Good	No Change	Good	Good
SACS accreditation	Yes	No Change	Yes	Yes
Parents attending conferences	96.3%	Down from 100.0%	100.0%	100.0%
Character development program	Excellent	No Change	Excellent	Excellent
Dollars spent per pupil**	\$7,810	Up 0.7%	\$6,749	\$7,247
Percent of expenditures for instruction**	69.6%	Up from 68.4%	69.3%	68.2%
Percent of expenditures for teacher salaries**	68.1%	Up from 66.9%	67.5%	65.7%
ESEA composite index score	100.0	N/A	95.3	91.9

\* Length of contract = 185+ days.

\*\* Prior year audited financial data available.

## EVALUATION RESULTS

	Teachers	Students*	Parents*
Number of surveys returned	33	80	60
Percent satisfied with learning environment	100.0%	93.6%	96.6%
Percent satisfied with social and physical environment	100.0%	93.8%	95.0%
Percent satisfied with school-home relations	100.0%	96.2%	93.3%

\*Only students at the highest elementary school grade level at this school and their parents were included.

## REPORT OF PRINCIPAL AND SCHOOL IMPROVEMENT COUNCIL

Abner Creek Academy (ACA), located 2.1 miles off of Interstate 85 in Spartanburg County, opened its doors on August 19 of 2008 and presently serves 455 students in pre-kindergarten through fourth grade. The faculty and staff of 68 serve our students in a state-of-the-art facility.

This year marked ACA's second year of the school's magnet implementation. Our goals this year were to:

- Continue to focus our professional development on infusing advanced communications and the arts into instructional units
- Add keyboarding to the music curriculum
- Infuse the arts into all science and social studies units
- Promote leadership development for our students

Although we will continue to work on these goals, we're pleased with the progress we have made thus far. We were able to use our own teachers to lead staff development on infusing the arts into our instructional units. We also added the music keyboarding lab this year and our fourth-grade students are learning basic keyboarding during music class. Leadership opportunities are plentiful for students. Students were able to participate in Student Council, Drama, Honor's Chorus, Morning News Show Crews, and Gator Patrol. Teachers have also provided ways for students to earn leadership roles in the classrooms.

Our school has many accomplishments to celebrate. We have consecutively met Annual Yearly Progress as outlined in the No Child Left Behind legislation for three years. ACA maintained an "Excellent" overall rating on the SC Annual School Report Card, as well as a "Good" on our growth rating.

The Palmetto Gold and Palmetto Silver awards program was created for schools attaining high levels of absolute performance, high rates of growth, or substantial progress in closing achievement gaps between groups of students. Abner Creek received the Palmetto Silver Award in 2009 for "Closing the Achievement Gap." In 2010, we were awarded the Palmetto Gold Award for "General Performance", as well as the Palmetto Silver Award for "Closing the Achievement Gap". This year, 2011-2012, we received the Palmetto Gold Award for "General Performance." We attribute this increase in our ratings to our knowledge of using data to inform instruction as well as our district's Learning Focused instructional practices.

Our Parent Teacher Organization (PTO), a School Improvement Council (SIC), and business partnerships have been instrumental in the success of our school year. We also enjoyed our partnership with the Spartanburg Writing Project for the fourth consecutive year.

Additional opportunities for students include early intervention programs, a new reading intervention program (Leveled Literacy Intervention), ESOL (our program for speakers of other languages), REACH (our gifted/talented program), Creations (our gifted art program), RTI (response to intervention), and services for special needs.

The Mission of Abner Creek Academy is to provide every student quality educational experiences in a safe, nurturing, and engaging environment, enabling each individual to succeed in life and function as a productive citizen.

Comprehensive detail, including definitions of ratings, performance criteria, and explanations of status, is available on [www.ed.sc.gov](http://www.ed.sc.gov) and [www.eoc.sc.gov](http://www.eoc.sc.gov) as well as school and school district websites.

Printed versions are available from school districts upon request.

### Abbreviations Key

N/A Not Applicable N/AV Not Available N/C Not Collected N/R Not Reported I/S Insufficient Sample TBD To be determined  
NI Newly Identified CSI Continuing School Improvement CA Corrective Action RP Plan to Restructure R Restructure DELAY School Improvement Status HOLD School Improvement Status