



SC Annual School Report Card Summary

Berry Shoals Intermediate School
 Spartanburg 5 School District
 Grades: 5-6 Enrollment: 561
 Principal: Michael A. Powell
 Superintendent: Dr. Scott Turner
 Board Chair: Mr. Steve Brockman

PERFORMANCE

Comprehensive detail, including definitions of ratings, performance criteria, and explanations of status, is available on www.ed.sc.gov and www.eoc.sc.gov as well as school and school district websites. Printed versions are available from school districts upon request.

YEAR	ABSOLUTE RATING	GROWTH RATING	PALMETTO GOLD AND SILVER AWARD		ESEA/FEDERAL ACCOUNTABILITY RATING SYSTEM	
			General Performance	Closing the Gap	ESEA Grade	Accountability Indicator
2012	Excellent	Excellent	TBD	TBD	A	N/A
2011	Excellent	Excellent	Gold	Silver	Not Met	N/A
2010	Excellent	Excellent	Gold	Silver	Not Met	N/A

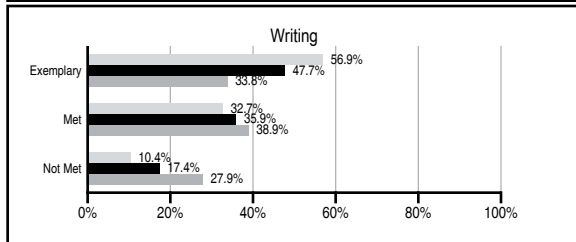
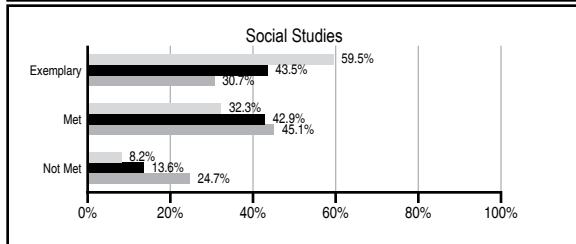
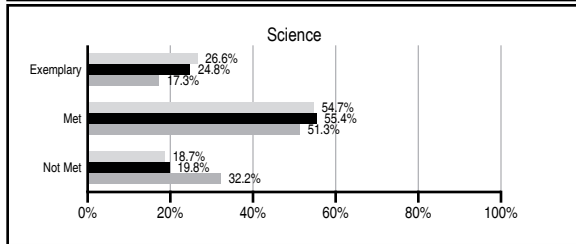
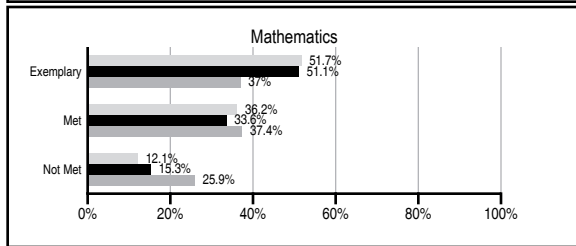
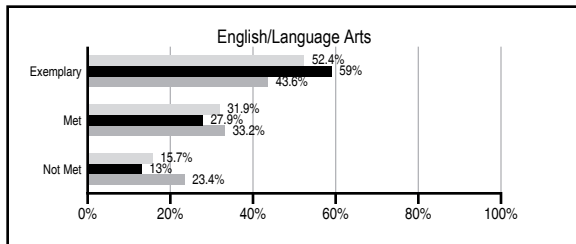
ABSOLUTE RATINGS OF ELEMENTARY SCHOOLS WITH STUDENTS LIKE OURS*

EXCELLENT	GOOD	AVERAGE	BELOW AVERAGE	AT-RISK
33	7	0	1	0

* Ratings are calculated with data available by 11/07/2012. Schools with Students Like Ours are Elementary Schools with Poverty Indices of no more than 5% above or below the index for this school.

PASS PERFORMANCE

Our School Elementary Schools with Students Like Ours Elementary schools statewide



NAEP PERFORMANCE*

* Performance reported for SC and nation, data not available at school level. Percentages at NAEP Achievement Levels.



SC PERFORMANCE VISION

By 2020 all students will graduate with the knowledge and skills necessary to compete successfully in the global economy, participate in a democratic society and contribute positively as members of families and communities.

Abbreviations Key

N/A Not Applicable N/AV Not Available N/C Not Collected N/R Not Reported I/S Insufficient Sample TBD To be determined

Berry Shoals Intermediate School
[Spartanburg 5 School District]

SCHOOL PROFILE

	Our School	Change from Last Year	Elementary Schools with Students Like Ours	Median Elementary School
Students (n=561)				
Retention rate	0.0%	No Change	1.0%	1.0%
Attendance rate	97.1%	Up from 96.7%	97.0%	96.6%
Served by gifted and talented program	N/AV	N/AV	N/AV	N/AV
With disabilities other than speech	N/AV	N/AV	N/AV	N/AV
Older than usual for grade	N/AV	N/AV	N/AV	N/AV
Out-of-school suspensions or expulsions for violent and/or criminal offenses	0.0%	No Change	0.0%	0.0%
Teachers (n=43)				
Teachers with advanced degrees	74.4%	Down from 76.2%	68.8%	63.0%
Continuing contract teachers	N/AV	N/AV	N/AV	N/AV
Teachers returning from previous year	94.9%	Up from 87.9%	90.8%	88.7%
Teacher attendance rate	94.7%	Down from 95.2%	95.4%	95.1%
Average teacher salary*	\$54,270	Up 0.9%	\$48,368	\$47,210
Classes not taught by highly qualified teachers	0.0%	No Change	0.0%	0.0%
Professional development days/teacher	7.8 days	Up from 6.5 days	10.1 days	10.5 days
School				
Principal's years at school	6.0	Up from 5.0	4.0	4.0
Student-teacher ratio in core subjects	20.5 to 1	Up from 20.3 to 1	21.0 to 1	20.0 to 1
Prime instructional time	90.8%	Down from 91.1%	91.6%	90.5%
Opportunities in the arts	Excellent	No Change	Good	Good
SACS accreditation	Yes	No Change	Yes	Yes
Parents attending conferences	98.8%	Down from 99.9%	100.0%	100.0%
Character development program	Excellent	No Change	Excellent	Excellent
Dollars spent per pupil**	\$7,737	Down 6.1%	\$6,821	\$7,247
Percent of expenditures for instruction**	72.9%	Up from 72.3%	68.7%	68.2%
Percent of expenditures for teacher salaries**	71.0%	Up from 70.6%	66.6%	65.7%
ESEA composite index score	98.8	N/A	97.1	91.9

* Length of contract = 185+ days.

** Prior year audited financial data available.

EVALUATION RESULTS

	Teachers	Students*	Parents*
Number of surveys returned	41	289	193
Percent satisfied with learning environment	100.0%	96.9%	94.2%
Percent satisfied with social and physical environment	100.0%	90.6%	92.2%
Percent satisfied with school-home relations	100.0%	93.4%	88.4%

*Only students at the highest elementary school grade level at this school and their parents were included.

REPORT OF PRINCIPAL AND SCHOOL IMPROVEMENT COUNCIL

This school year has been a great success in so many ways. We pride ourselves at Berry Shoals in being academically driven. Not only did we work hard to offer rigorous curriculum that challenged every learner, but we also focused in teaching the whole child through enriching activities and service.

Academically, our children have shown tremendous growth this year. Results from our spring MAP tests were very positive. I am proud to report that in Reading and Math, in both grade levels, between 87-94 percent of our students were projected to score MET or Exemplary on the PASS Test. This success can be directly attributed to our students setting and working towards their own academic goals. Our students were focused on their learning and accepted responsibility for their own growth. Reaching these goals would have not been possible without the careful planning, outstanding instruction, dedication and love that our teachers and staff provide each and every day. The level of expertise and caring is the hallmark of our teachers and staff. Of course, none of this would be possible without the continuous support provided by our parents. In addition, support from our PTO and School Improvement Council, as well as from our school volunteers, was vital in helping our students to continue to meet their goals.

Outside the regular classroom, our students have been shining stars. Our Fine Arts Department has worked hard this year to help produce and foster artistic, dramatic, and musical talents of our students, and they have done this with overwhelming success. Our Orchestra and Band students received Excellent and Superior Ratings at both Concert and Solo and Ensemble festivals, and our drama and music students had numerous opportunities to shine in concerts and productions throughout the year. Walk through the building, and you will always see exceptional art work by our students. Although each work of art is unique, collectively, they made our building look beautiful.

Service is always an important part of the fabric of our school. Through leadership opportunities and our many service learning projects, all students and staff were able to give both time and service back to our school and our local community. These projects taught many life lessons, and our students took great pride in helping others.

We look forward to another great school year.

Best regards,

Michael A. Powell, Principal
 Kim Everton, SIC

Comprehensive detail, including definitions of ratings, performance criteria, and explanations of status, is available on www.ed.sc.gov and www.eoc.sc.gov as well as school and school district websites.

Printed versions are available from school districts upon request.

Abbreviations Key

N/A Not Applicable N/AV Not Available N/C Not Collected N/R Not Reported I/S Insufficient Sample TBD To be determined
 NI Newly Identified CSI Continuing School Improvement CA Corrective Action RP Plan to Restructure R Restructure DELAY School Improvement Status HOLD School Improvement Status