



SC Annual School Report Card Summary

Beech Springs Intermediate School
 Spartanburg 5 School District
 Grades: 5-6 Enrollment: 604
 Principal: Chadwick L. Dowden
 Superintendent: Dr. Scott Turner
 Board Chair: Mr. Steve Brockman

PERFORMANCE

Comprehensive detail, including definitions of ratings, performance criteria, and explanations of status, is available on www.ed.sc.gov and www.eoc.sc.gov as well as school and school district websites. Printed versions are available from school districts upon request.

YEAR	ABSOLUTE RATING	GROWTH RATING	PALMETTO GOLD AND SILVER AWARD		ESEA/FEDERAL ACCOUNTABILITY RATING SYSTEM	
			General Performance	Closing the Gap	ESEA Grade	Accountability Indicator
2012	Good	Good	TBD	TBD	A	N/A
2011	Average	Average	Silver	N/A	Not Met	N/A
2010	Average	Excellent	Gold	N/A	Not Met	N/A

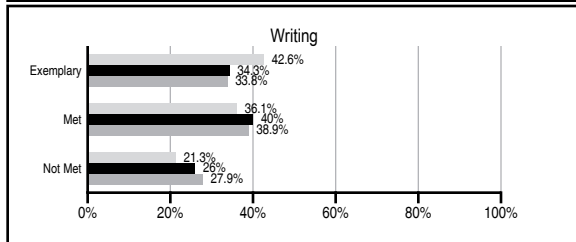
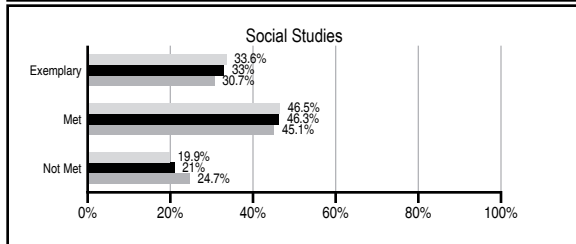
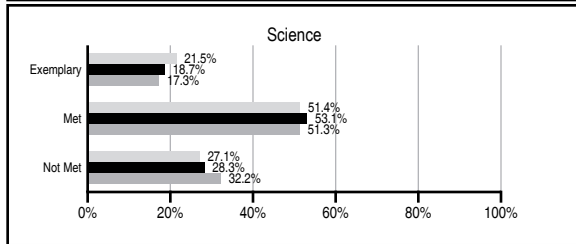
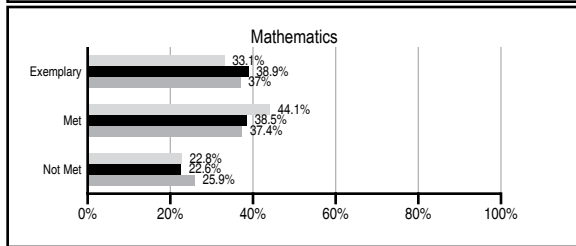
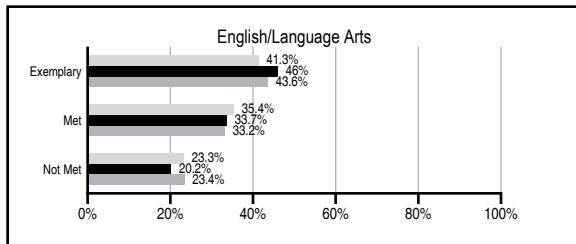
ABSOLUTE RATINGS OF ELEMENTARY SCHOOLS WITH STUDENTS LIKE OURS*

EXCELLENT	GOOD	AVERAGE	BELOW AVERAGE	AT-RISK
33	44	38	1	0

* Ratings are calculated with data available by 11/07/2012. Schools with Students Like Ours are Elementary Schools with Poverty Indices of no more than 5% above or below the index for this school.

PASS PERFORMANCE

Our School
 Elementary Schools with Students Like Ours
 Elementary schools statewide



NAEP PERFORMANCE*

* Performance reported for SC and nation, data not available at school level. Percentages at NAEP Achievement Levels.



SC PERFORMANCE VISION

By 2020 all students will graduate with the knowledge and skills necessary to compete successfully in the global economy, participate in a democratic society and contribute positively as members of families and communities.

Abbreviations Key

N/A Not Applicable N/AV Not Available N/C Not Collected N/R Not Reported I/S Insufficient Sample TBD To be determined

**Beech Springs Intermediate School
[Spartanburg 5 School District]**

SCHOOL PROFILE

	Our School	Change from Last Year	Elementary Schools with Students Like Ours	Median Elementary School
Students (n=604)				
Retention rate	0.0%	Down from 0.5%	1.0%	1.0%
Attendance rate	96.7%	Down from 96.9%	96.5%	96.6%
Served by gifted and talented program	N/AV	N/AV	N/AV	N/AV
With disabilities other than speech	N/AV	N/AV	N/AV	N/AV
Older than usual for grade	N/AV	N/AV	N/AV	N/AV
Out-of-school suspensions or expulsions for violent and/or criminal offenses	0.0%	No Change	0.0%	0.0%
Teachers (n=40)				
Teachers with advanced degrees	67.5%	Up from 56.4%	61.9%	63.0%
Continuing contract teachers	N/AV	N/AV	N/AV	N/AV
Teachers returning from previous year	93.5%	Up from 81.1%	89.4%	88.7%
Teacher attendance rate	94.6%	Down from 95.8%	95.2%	95.1%
Average teacher salary*	\$47,754	Up 4.0%	\$47,380	\$47,210
Classes not taught by highly qualified teachers	0.0%	No Change	0.0%	0.0%
Professional development days/teacher	10.5 days	Up from 7.8 days	11.3 days	10.5 days
School				
Principal's years at school	1.0	Down from 3.0	5.0	4.0
Student-teacher ratio in core subjects	16.1 to 1	Down from 21.7 to 1	19.9 to 1	20.0 to 1
Prime instructional time	89.8%	Down from 91.7%	90.3%	90.5%
Opportunities in the arts	Excellent	No Change	Good	Good
SACS accreditation	Yes	No Change	Yes	Yes
Parents attending conferences	100.0%	Up from 98.6%	100.0%	100.0%
Character development program	Excellent	No Change	Excellent	Excellent
Dollars spent per pupil**	\$6,534	Down 1.7%	\$6,909	\$7,247
Percent of expenditures for instruction**	68.8%	Down from 68.9%	68.0%	68.2%
Percent of expenditures for teacher salaries**	67.0%	Down from 67.1%	65.9%	65.7%
ESEA composite index score	90.7	N/A	91.9	91.9

* Length of contract = 185+ days.

** Prior year audited financial data available.

EVALUATION RESULTS

	Teachers	Students*	Parents*
Number of surveys returned	57	297	173
Percent satisfied with learning environment	84.2%	74.6%	92.9%
Percent satisfied with social and physical environment	93.0%	74.7%	89.4%
Percent satisfied with school-home relations	78.9%	87.9%	88.4%

*Only students at the highest elementary school grade level at this school and their parents were included.

REPORT OF PRINCIPAL AND SCHOOL IMPROVEMENT COUNCIL

Dear Parents,

It is hard to believe this school year is already over, but we made it through and I am so proud to be the new principal of Beech Springs Intermediate. Making decisions that are in the best interest of children is my main priority; but providing them with a staff that is committed to excellence and challenging them academically is a priority as well. In using researched based best-practices along with disaggregating data from this past year, there will be a huge difference in how our students perform on state testing. We are changing to four member teams to help teachers become more content specific and giving them all the training they can handle to help them become experts in their content. Our Related Arts/Activity classes will continue to run as normal, but the bar has been raised in these areas as well.

Overall, we had a very successful year with student service projects. The school was able to donate money to different organizations to help fund the research for fighting cancer and to help the well being of animals. Our Beta students conducted a food can drive that raised well over a 1000 cans in which we donated to the Middle Tyger Community Center. This had a direct impact with our local community since it is right down the street. We also were able to collect purses for a cause which were sold and the money used to help buy the elderly heating oil. Through these projects, students were given the opportunity to see how they could help others and bring a little joy to our community members.

Our Volunteer Organization is stronger than ever raising funds to help support our instructional needs. With their help, the school was able to purchase a wireless projector for the cafeteria, two I-Pads used for teacher observations, a digital camera that is able to take phenomenal pictures as well as videos that can be played back for students and in the process of buying the equipment needed to implement benchmark testing. This will directly impact student performance by giving the school immediate feedback for teachers to use in planning, so that they can better serve the needs of our students.

I'm excited about the future of BSIS and know that next year will be even more of a success than this year. With our continued community support, especially from our parents, there will be improvements and growth with our students academically. That is something to get excited about.

Chad Dowden, Principal
Sandy Freeman, Chairman, SIC

Comprehensive detail, including definitions of ratings, performance criteria, and explanations of status, is available on www.ed.sc.gov and www.eoc.sc.gov as well as school and school district websites.

Printed versions are available from school districts upon request.

Abbreviations Key

N/A Not Applicable N/AV Not Available N/C Not Collected N/R Not Reported I/S Insufficient Sample TBD To be determined
NI Newly Identified CSI Continuing School Improvement CA Corrective Action RP Plan to Restructure R Restructure DELAY School Improvement Status HOLD School Improvement Status