



SC Annual School Report Card Summary

Wellford Academy of Science and Technology
 Spartanburg 5 School District
 Grades: PK-4 Enrollment: 397
 Principal: Angie Showalter
 Superintendent: Dr. Scott Turner
 Board Chair: Mr. Steve Brockman

PERFORMANCE

Comprehensive detail, including definitions of ratings, performance criteria, and explanations of status, is available on www.ed.sc.gov and www.eoc.sc.gov as well as school and school district websites. Printed versions are available from school districts upon request.

YEAR	ABSOLUTE RATING	GROWTH RATING	PALMETTO GOLD AND SILVER AWARD		ESEA/FEDERAL ACCOUNTABILITY RATING SYSTEM	
			General Performance	Closing the Gap	ESEA Grade	Accountability Indicator
2012	Excellent	Excellent	TBD	TBD	A	Reward
2011	Excellent	Average	Gold	N/A	Met	N/A
2010	Good	Average	N/A	N/A	Met	N/A

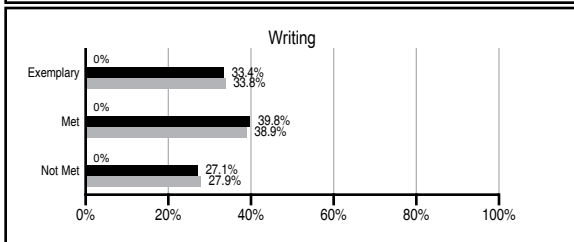
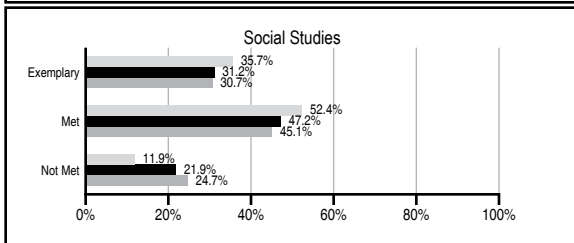
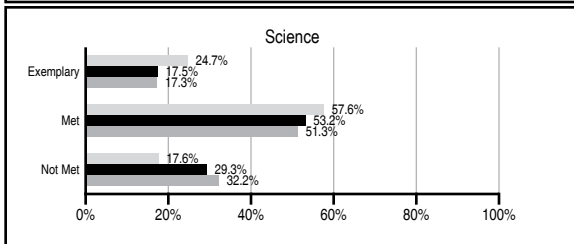
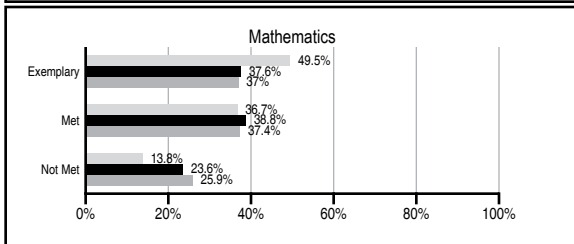
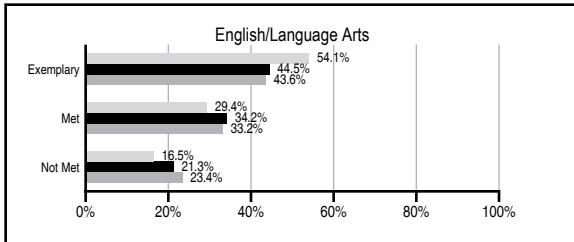
ABSOLUTE RATINGS OF ELEMENTARY SCHOOLS WITH STUDENTS LIKE OURS*

EXCELLENT	GOOD	AVERAGE	BELOW AVERAGE	AT-RISK
26	49	48	2	0

* Ratings are calculated with data available by 11/07/2012. Schools with Students Like Ours are Elementary Schools with Poverty Indices of no more than 5% above or below the index for this school.

PASS PERFORMANCE

Our School
 Elementary Schools with Students Like Ours
 Elementary schools statewide



NAEP PERFORMANCE*

* Performance reported for SC and nation, data not available at school level. Percentages at NAEP Achievement Levels.



SC PERFORMANCE VISION

By 2020 all students will graduate with the knowledge and skills necessary to compete successfully in the global economy, participate in a democratic society and contribute positively as members of families and communities.

Abbreviations Key

N/A Not Applicable N/AV Not Available N/C Not Collected N/R Not Reported I/S Insufficient Sample TBD To be determined

Wellford Academy of Science and Technology
[Spartanburg 5 School District]

SCHOOL PROFILE

	Our School	Change from Last Year	Elementary Schools with Students Like Ours	Median Elementary School
Students (n=397)				
Retention rate	0.3%	Down from 0.7%	1.1%	1.0%
Attendance rate	96.5%	Up from 96.0%	96.4%	96.6%
Served by gifted and talented program	N/AV	N/AV	N/AV	N/AV
With disabilities other than speech	N/AV	N/AV	N/AV	N/AV
Older than usual for grade	N/AV	N/AV	N/AV	N/AV
Out-of-school suspensions or expulsions for violent and/or criminal offenses	0.0%	No Change	0.0%	0.0%
Teachers (n=35)				
Teachers with advanced degrees	88.6%	Up from 88.2%	61.0%	63.0%
Continuing contract teachers	N/AV	N/AV	N/AV	N/AV
Teachers returning from previous year	90.8%	Up from 84.0%	89.9%	88.7%
Teacher attendance rate	95.7%	Down from 97.0%	95.1%	95.1%
Average teacher salary*	\$47,935	Up 2.8%	\$47,436	\$47,210
Classes not taught by highly qualified teachers	0.0%	No Change	0.0%	0.0%
Professional development days/teacher	13.2 days	Up from 7.9 days	10.8 days	10.5 days
School				
Principal's years at school	5.0	Up from 4.0	4.0	4.0
Student-teacher ratio in core subjects	17.0 to 1	Up from 15.4 to 1	19.8 to 1	20.0 to 1
Prime instructional time	91.0%	Down from 91.8%	90.3%	90.5%
Opportunities in the arts	Good	No Change	Good	Good
SACS accreditation	Yes	No Change	Yes	Yes
Parents attending conferences	100.0%	No Change	100.0%	100.0%
Character development program	Excellent	Up from Good	Excellent	Excellent
Dollars spent per pupil**	\$9,940	Up 10.1%	\$6,960	\$7,247
Percent of expenditures for instruction**	73.5%	Up from 73.3%	67.7%	68.2%
Percent of expenditures for teacher salaries**	69.9%	Down from 70.9%	65.8%	65.7%
ESEA composite index score	100.0	N/A	91.6	91.9

* Length of contract = 185+ days.

** Prior year audited financial data available.

EVALUATION RESULTS

	Teachers	Students*	Parents*
Number of surveys returned	38	59	44
Percent satisfied with learning environment	100.0%	93.2%	93.0%
Percent satisfied with social and physical environment	100.0%	89.8%	93.2%
Percent satisfied with school-home relations	89.5%	96.6%	95.3%

*Only students at the highest elementary school grade level at this school and their parents were included.

Comprehensive detail, including definitions of ratings, performance criteria, and explanations of status, is available on www.ed.sc.gov and www.eoc.sc.gov as well as school and school district websites.

Printed versions are available from school districts upon request.

REPORT OF PRINCIPAL AND SCHOOL IMPROVEMENT COUNCIL

Wellford Academy of Science and Technology is a community school located in western Spartanburg County. We are privileged to educate over 350 students from preschool through 4th grade. In addition to serving students in our attendance area, we also had over 50 students to attend our school through the district's school choice program. Our second year as a magnet school was filled with enthusiastic achievement, excitement for learning, and wonderful challenges that encouraged us to grow academically.

While focusing on integrating science and technology into all areas of curriculum, we also continued to keep improved student achievement in all areas as our top priority. Students were taught reading and math strategies through large and small group instruction designed to help each child reach individual goals. Students also received lessons in the Science lab each week in addition to classroom instruction. Furthermore, in our third year of implementing a German Language program, students in first through fourth grade were able to learn another language through weekly lessons in the German classroom.

In addition, our efforts were applauded as we were awarded the state's Palmetto Gold Award for academic achievement. This award is the state's most prestigious award to schools that had outstanding scores and exceptional growth on the Palmetto Achievement of State Standards (P.A.S.S.) test.

At Wellford Academy, we all are part of a community of learners. We work in cooperation with area universities to train prospective teachers. Our faculty members also participate in many worthwhile professional development activities, such as the pursuit of advanced degrees, technology training, group and faculty book studies, web seminars, and peer sharing/observations.

The mission of Wellford Academy of Science and Technology is to promote the academic, social, and emotional growth of all children by providing quality educational opportunities in a safe, caring and nurturing environment. The programs and activities we offer, such as Response to Intervention (RTI), morning tutoring, clubs, fine arts activities, character education lessons, family nights, parent workshops, universal free breakfast, as well as numerous academic activities, help us to put that mission into action.

The community plays a vital role in helping Wellford Academy of Science and Technology to educate our children. We are fortunate to have many involved parents, an active parent/teacher organization (PTO) and a dedicated school improvement council (SIC). Our faculty is proud of our accomplishments, and we thank all of our stakeholders for making this the most wonderful place to learn!

Angie Showalter, Principal
 Nicole Ellison, SIC Committee Chairperson

Abbreviations Key

N/A Not Applicable N/AV Not Available N/C Not Collected N/R Not Reported I/S Insufficient Sample TBD To be determined

NI Newly Identified CSI Continuing School Improvement CA Corrective Action RP Plan to Restructure R Restructure DELAY School Improvement Status HOLD School Improvement Status