



SC Annual School Report Card Summary

Duncan Elementary School
 Spartanburg 5 School District
 Grades: PK-4 Enrollment: 658
 Principal: Susan B. Hill
 Superintendent: Dr. Scott Turner
 Board Chair: Mr. Steve Brockman

PERFORMANCE

Comprehensive detail, including definitions of ratings, performance criteria, and explanations of status, is available on www.ed.sc.gov and www.eoc.sc.gov as well as school and school district websites. Printed versions are available from school districts upon request.

| YEAR | ABSOLUTE RATING | GROWTH RATING | PALMETTO GOLD AND SILVER AWARD | | ESEA/FEDERAL ACCOUNTABILITY RATING SYSTEM | |
|------|-----------------|---------------|--------------------------------|-----------------|---|--------------------------|
| | | | General Performance | Closing the Gap | ESEA Grade | Accountability Indicator |
| 2012 | Average | Good | TBD | TBD | B | Reward |
| 2011 | Good | Good | Silver | Silver | Not Met | N/A |
| 2010 | Average | Good | Silver | Silver | Met | N/A |

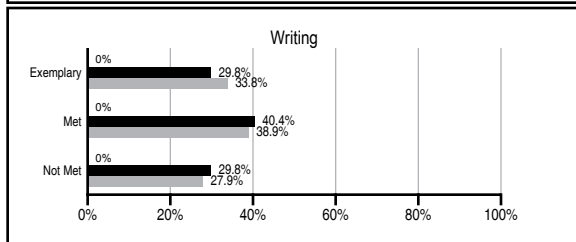
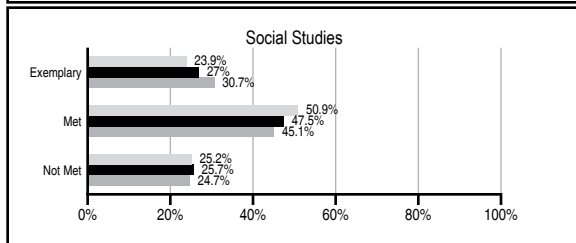
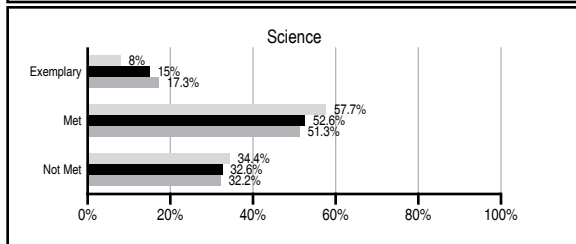
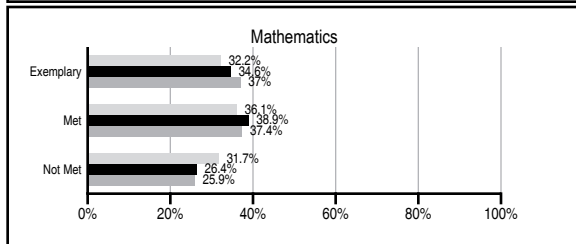
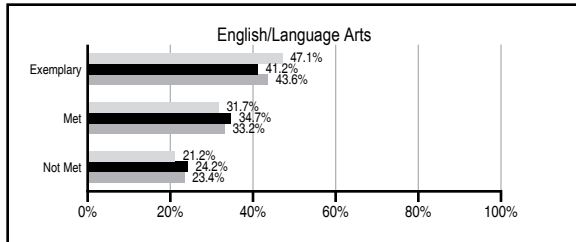
ABSOLUTE RATINGS OF ELEMENTARY SCHOOLS WITH STUDENTS LIKE OURS*

| EXCELLENT | GOOD | AVERAGE | BELOW AVERAGE | AT-RISK |
|-----------|------|---------|---------------|---------|
| 17 | 36 | 68 | 5 | 0 |

* Ratings are calculated with data available by 11/07/2012. Schools with Students Like Ours are Elementary Schools with Poverty Indices of no more than 5% above or below the index for this school.

PASS PERFORMANCE

Our School
 Elementary Schools with Students Like Ours
 Elementary schools statewide



NAEP PERFORMANCE*

* Performance reported for SC and nation, data not available at school level. Percentages at NAEP Achievement Levels.



SC PERFORMANCE VISION

By 2020 all students will graduate with the knowledge and skills necessary to compete successfully in the global economy, participate in a democratic society and contribute positively as members of families and communities.

Abbreviations Key

N/A Not Applicable N/AV Not Available N/C Not Collected N/R Not Reported I/S Insufficient Sample TBD To be determined

Duncan Elementary School [Spartanburg 5 School

SCHOOL PROFILE

| | Our School | Change from Last Year | Elementary Schools with Students Like Ours | Median Elementary School |
|--|------------|-----------------------|--|--------------------------|
| Students (n=658) | | | | |
| Retention rate | 3.3% | Down from 3.6% | 1.2% | 1.0% |
| Attendance rate | 96.7% | Up from 96.4% | 96.3% | 96.6% |
| Served by gifted and talented program | N/AV | N/AV | N/AV | N/AV |
| With disabilities other than speech | N/AV | N/AV | N/AV | N/AV |
| Older than usual for grade | N/AV | N/AV | N/AV | N/AV |
| Out-of-school suspensions or expulsions for violent and/or criminal offenses | 0.0% | No Change | 0.0% | 0.0% |
| Teachers (n=50) | | | | |
| Teachers with advanced degrees | 72.0% | Up from 70.0% | 62.1% | 63.0% |
| Continuing contract teachers | N/AV | N/AV | N/AV | N/AV |
| Teachers returning from previous year | 93.6% | Up from 88.2% | 89.5% | 88.7% |
| Teacher attendance rate | 95.8% | Up from 95.5% | 94.9% | 95.1% |
| Average teacher salary* | \$49,065 | Up 5.5% | \$47,463 | \$47,210 |
| Classes not taught by highly qualified teachers | 0.0% | No Change | 0.0% | 0.0% |
| Professional development days/teacher | 7.3 days | Up from 4.8 days | 10.7 days | 10.5 days |
| School | | | | |
| Principal's years at school | 5.0 | Up from 4.0 | 5.0 | 4.0 |
| Student-teacher ratio in core subjects | 19.5 to 1 | Up from 16.1 to 1 | 20.0 to 1 | 20.0 to 1 |
| Prime instructional time | 91.4% | Up from 91.3% | 89.9% | 90.5% |
| Opportunities in the arts | Good | No Change | Good | Good |
| SACS accreditation | Yes | No Change | Yes | Yes |
| Parents attending conferences | 100.0% | Up from 96.8% | 100.0% | 100.0% |
| Character development program | Good | Down from Excellent | Excellent | Excellent |
| Dollars spent per pupil** | \$7,936 | Down 1.7% | \$7,257 | \$7,247 |
| Percent of expenditures for instruction** | 75.0% | Up from 72.9% | 67.7% | 68.2% |
| Percent of expenditures for teacher salaries** | 71.8% | Up from 70.3% | 65.4% | 65.7% |
| ESEA composite index score | 87.5 | N/A | 88.4 | 91.9 |

* Length of contract = 185+ days.

** Prior year audited financial data available.

EVALUATION RESULTS

| | Teachers | Students* | Parents* |
|--|----------|-----------|----------|
| Number of surveys returned | 35 | 115 | 71 |
| Percent satisfied with learning environment | 100.0% | 96.5% | 94.3% |
| Percent satisfied with social and physical environment | 100.0% | 93.0% | 97.1% |
| Percent satisfied with school-home relations | 80.0% | 93.9% | 97.1% |

*Only students at the highest elementary school grade level at this school and their parents were included.

Comprehensive detail, including definitions of ratings, performance criteria, and explanations of status, is available on www.ed.sc.gov and www.eoc.sc.gov as well as school and school district websites.

Printed versions are available from school districts upon request.

REPORT OF PRINCIPAL AND SCHOOL IMPROVEMENT COUNCIL

Duncan Elementary School is located in one of Spartanburg's most rapidly growing communities. This year our outstanding faculty/staff of 90 served six hundred fifty-four students from grades K/3 through fourth grade. Our mission is to provide every student quality educational experiences in a safe, nurturing, and engaging environment, enabling each individual to succeed in life and function as a productive citizen.

In addition to building strong character within our students, our academic focus is in the explicit instruction of reading and mathematics. It is our desire that our students have the academic tools that they need to be successful in life. Demonstrating positive character traits will assist our students as they make choices in their daily lives thereby becoming productive citizens.

Our children have continued to make great strides as learners. They have attained significant academic growth as measured by assessments, like Measures of Academic Progress (MAP). Teachers use the data to plan instruction and to recognize students for achieving their goals. Duncan Elementary School has also been recognized with our State's Palmetto Silver Award for "Overall Performance" and for "Closing the Achievement Gap" among our students, as measured by our state test, Palmetto Assessment of State Standards (PASS).

Technology integration is an important aspect of the curriculum at Duncan Elementary School. Teachers and students utilize technology on a daily basis. All of our school's classrooms are equipped with interactive white boards purchased with Title I funds.

An abundance of learning opportunities exist for our students: preschool intervention, full day 4K classes, explicit character education/community time, literacy intervention K through 4th grade, ESOL (English for Speakers of Other Languages), REACH (gifted/talented academic program for students in grades 3 and 4), Creations (gifted/talented art program for students in grades 3 and 4), support for special learning needs, Wildcat Chorus and Drama, Girls on the Run (GOTR), and German instruction for students in grades 1 through 4. Many of these services are provided through Title I funding.

Student leadership is nurtured through the opportunities provided by Student Council, the Wildcat Safety Patrol, K-Kids Leadership Club, and W.I.L.D T.V. Our students enthusiastically participated in the following service opportunities: Relay for Life, March of Dimes, and Canned Food Drives for Middle Tyger Community Center.

Students, staff, parents/family members and community members are an integral part of our mission at Duncan Elementary School. Participation in events such as, Grandparents' Lunches, Pastries for Pastors, Donuts for Dads, Breakfast for Moms, Parent Lunches, and our Family Nights demonstrates to our students the outstanding support that they have available to them. What an encouragement!

Duncan Elementary School is a very special place to learn and grow. The support of our families and community is very much appreciated!

Susan Hill, Principal
SIC/Title I Chair

Lisa Russell,

Abbreviations Key

N/A Not Applicable N/AV Not Available N/C Not Collected N/R Not Reported I/S Insufficient Sample TBD To be determined

NI Newly Identified CSI Continuing School Improvement CA Corrective Action RP Plan to Restructure R Restructure DELAY School Improvement Status HOLD School Improvement Status