



SC Annual School Report Card Summary

Woodruff Elementary School
 Spartanburg Four
 Grades: 3-5 Enrollment: 611
 Principal: Arysl J. Brewton
 Superintendent: W. Rallie Liston
 Board Chair: Milton Smith

PERFORMANCE

Comprehensive detail, including definitions of ratings, performance criteria, and explanations of status, is available on www.ed.sc.gov and www.eoc.sc.gov as well as school and school district websites. Printed versions are available from school districts upon request.

YEAR	ABSOLUTE RATING	GROWTH RATING	PALMETTO GOLD AND SILVER AWARD		ESEA/FEDERAL ACCOUNTABILITY RATING SYSTEM	
			General Performance	Closing the Gap	ESEA Grade	Accountability Indicator
2012	Excellent	Excellent	TBD	TBD	A	N/A
2011	Excellent	Excellent	Gold	Silver	Not Met	N/A
2010	Good	Good	Silver	Silver	Met	N/A

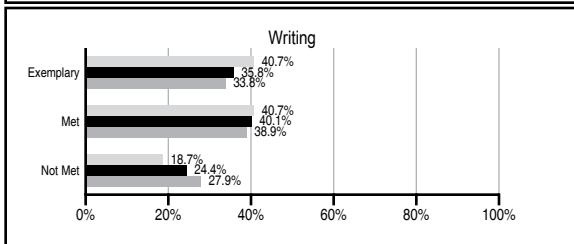
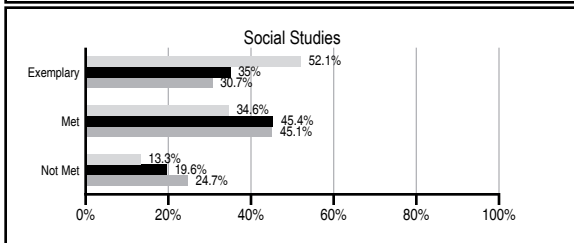
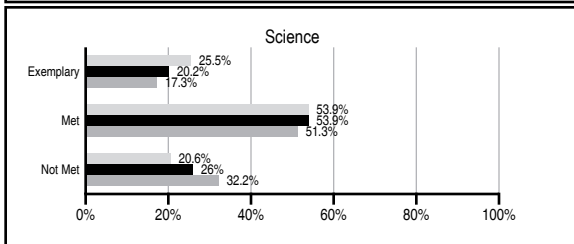
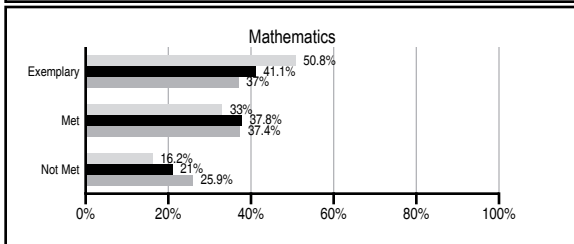
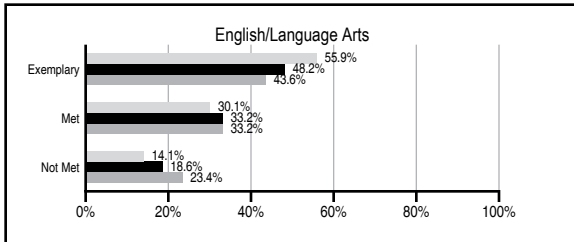
ABSOLUTE RATINGS OF ELEMENTARY SCHOOLS WITH STUDENTS LIKE OURS*

EXCELLENT	GOOD	AVERAGE	BELOW AVERAGE	AT-RISK
36	42	25	0	0

* Ratings are calculated with data available by 11/07/2012. Schools with Students Like Ours are Elementary Schools with Poverty Indices of no more than 5% above or below the index for this school.

PASS PERFORMANCE

Our School
 Elementary Schools with Students Like Ours
 Elementary schools statewide



NAEP PERFORMANCE*

* Performance reported for SC and nation, data not available at school level. Percentages at NAEP Achievement Levels.



SC PERFORMANCE VISION

By 2020 all students will graduate with the knowledge and skills necessary to compete successfully in the global economy, participate in a democratic society and contribute positively as members of families and communities.

Abbreviations Key

N/A Not Applicable N/AV Not Available N/C Not Collected N/R Not Reported I/S Insufficient Sample TBD To be determined

Woodruff Elementary School [Spartanburg Four]

SCHOOL PROFILE

	Our School	Change from Last Year	Elementary Schools with Students Like Ours	Median Elementary School
Students (n=611)				
Retention rate	0.0%	Down from 0.6%	0.9%	1.0%
Attendance rate	95.8%	No Change	96.5%	96.6%
Served by gifted and talented program	N/AV	N/AV	N/AV	N/AV
With disabilities other than speech	N/AV	N/AV	N/AV	N/AV
Older than usual for grade	N/AV	N/AV	N/AV	N/AV
Out-of-school suspensions or expulsions for violent and/or criminal offenses	0.0%	No Change	0.0%	0.0%
Teachers (n=31)				
Teachers with advanced degrees	64.5%	Down from 64.7%	62.5%	63.0%
Continuing contract teachers	N/AV	N/AV	N/AV	N/AV
Teachers returning from previous year	94.5%	Down from 94.6%	89.6%	88.7%
Teacher attendance rate	94.6%	Down from 97.0%	95.3%	95.1%
Average teacher salary*	\$52,037	Up 3.5%	\$47,836	\$47,210
Classes not taught by highly qualified teachers	0.0%	No Change	0.0%	0.0%
Professional development days/teacher	12.3 days	Up from 5.5 days	11.2 days	10.5 days
School				
Principal's years at school	4.0	Up from 2.0	5.0	4.0
Student-teacher ratio in core subjects	24.3 to 1	Up from 22.4 to 1	20.3 to 1	20.0 to 1
Prime instructional time	89.9%	Down from 92.5%	90.3%	90.5%
Opportunities in the arts	Fair	Down from Good	Good	Good
SACS accreditation	Yes	No Change	Yes	Yes
Parents attending conferences	99.9%	Down from 100.0%	100.0%	100.0%
Character development program	Excellent	No Change	Excellent	Excellent
Dollars spent per pupil**	\$6,841	Up 0.5%	\$6,693	\$7,247
Percent of expenditures for instruction**	59.9%	Down from 61.3%	68.8%	68.2%
Percent of expenditures for teacher salaries**	57.7%	Up from 56.8%	66.5%	65.7%
ESEA composite index score	93.8	N/A	93.8	91.9

* Length of contract = 185+ days.

** Prior year audited financial data available.

EVALUATION RESULTS

	Teachers	Students*	Parents*
Number of surveys returned	16	198	98
Percent satisfied with learning environment	100.0%	88.3%	91.7%
Percent satisfied with social and physical environment	100.0%	90.3%	91.7%
Percent satisfied with school-home relations	100.0%	90.4%	89.6%

*Only students at the highest elementary school grade level at this school and their parents were included.

REPORT OF PRINCIPAL AND SCHOOL IMPROVEMENT COUNCIL

Welcome to Woodruff Elementary School. On behalf of faculty and staff members as well as our School Improvement Council, thank you for your continued support. You play a critical role in ensuring continued success for all students. WES is reflective of an exceptional learning environment composed of talented students, supportive family members, and dedicated faculty and staff members. Our vision at Woodruff Elementary is to engage our students in meaningful learning experiences for the purpose of developing social, emotional, physical, and intellectual talents and abilities during their educational journey and throughout their lives. We continue to offer an array of educational experiences and opportunities to support our vision, including academic assistance programs as well as extra-curricular activities. These experiences are offered during the traditional school day in addition to after school. Our After-School Focus Program is designed to offer academic assistance to students in reading and mathematics. Our Rising Stars Program served over one hundred students during the 2011-2012 school year in all grades. Students receive computer-assisted instruction before the start of the school day in reading and mathematics in our Morning Computer Club. Extra-curricular activities at Woodruff Elementary include two 4-H Clubs, Steel Drums (Panhandlers), Girls Basketball Club, as well as gifted and talented programs. All programs are designed to meet the academic needs and interests of our students. We believe children should develop compassion for others in our community. Our student council organization provides many opportunities to instill this belief. The students at WES participate in quarterly service learning projects throughout the school year. Students, parents, and staff members donate generously to local non-profit organizations during our "Spirit Days". We appreciate the role adults in our school community play to encourage and model civic-minded behavior in our students. WES was recognized again by the South Carolina State Department of Education with the Palmetto Gold and Silver Awards during the 2011-2012 school year. The Palmetto Gold Award was presented to our school as a result of significant student achievement on our state's PASS assessment. We also received the Palmetto Silver Closing the Achievement Gap Award. We are proud of our students for meeting the academic expectations established by our faculty members. We value community partnerships at our school. Our PTO volunteers and SIC members work diligently to foster business alliances that benefit our students by hosting family events at local restaurants and promoting school events. By working collaboratively, we continue to strengthen our community bonds. Woodruff Elementary School is grateful for the opportunity to serve you.

Argyl J. Brewton Principal, Woodruff Elementary School
Emily Montjoy School Improvement Chair

Comprehensive detail, including definitions of ratings, performance criteria, and explanations of status, is available on www.ed.sc.gov and www.eoc.sc.gov as well as school and school district websites.

Printed versions are available from school districts upon request.

Abbreviations Key

N/A Not Applicable N/AV Not Available N/C Not Collected N/R Not Reported I/S Insufficient Sample TBD To be determined

NI Newly Identified CSI Continuing School Improvement CA Corrective Action RP Plan to Restructure R Restructure DELAY School Improvement Status HOLD School Improvement Status