



SC Annual School Report Card Summary

Cowpens Elementary School
 Spartanburg School District 3
 Grades: PK-5 Enrollment: 395
 Principal: Cindy H. Snead
 Superintendent: Dr. James O. Ray
 Board Chair: Mr. Eddie Dearybury

PERFORMANCE

Comprehensive detail, including definitions of ratings, performance criteria, and explanations of status, is available on www.ed.sc.gov and www.eoc.sc.gov as well as school and school district websites. Printed versions are available from school districts upon request.

YEAR	ABSOLUTE RATING	GROWTH RATING	PALMETTO GOLD AND SILVER AWARD		ESEA/FEDERAL ACCOUNTABILITY RATING SYSTEM	
			General Performance	Closing the Gap	ESEA Grade	Accountability Indicator
2012	Good	Good	TBD	TBD	A	Focus
2011	Good	Average	Silver	N/A	Met	N/A
2010	Average	Good	Silver	N/A	Met	N/A

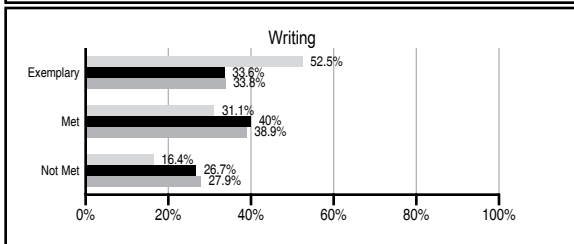
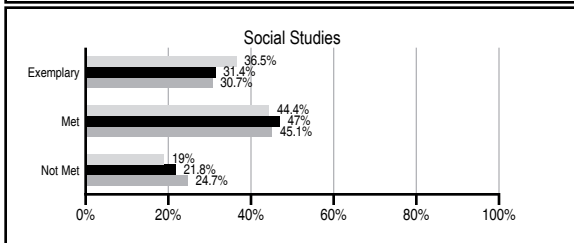
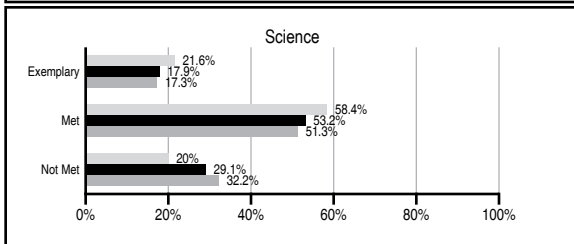
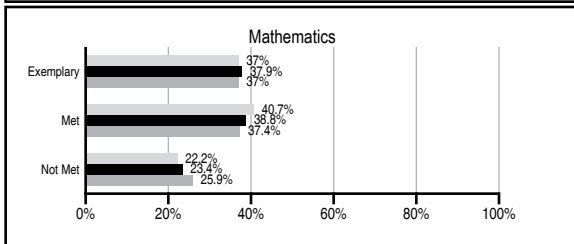
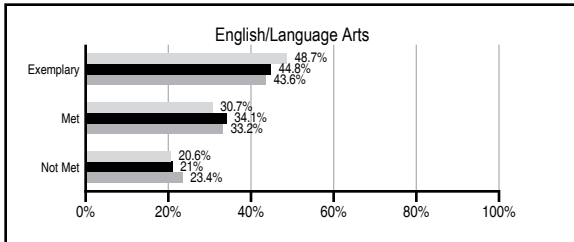
ABSOLUTE RATINGS OF ELEMENTARY SCHOOLS WITH STUDENTS LIKE OURS*

EXCELLENT	GOOD	AVERAGE	BELOW AVERAGE	AT-RISK
27	51	48	1	0

* Ratings are calculated with data available by 11/07/2012. Schools with Students Like Ours are Elementary Schools with Poverty Indices of no more than 5% above or below the index for this school.

PASS PERFORMANCE

Our School
 Elementary Schools with Students Like Ours
 Elementary schools statewide



NAEP PERFORMANCE*

* Performance reported for SC and nation, data not available at school level. Percentages at NAEP Achievement Levels.



SC PERFORMANCE VISION

By 2020 all students will graduate with the knowledge and skills necessary to compete successfully in the global economy, participate in a democratic society and contribute positively as members of families and communities.

Abbreviations Key

N/A Not Applicable N/AV Not Available N/C Not Collected N/R Not Reported I/S Insufficient Sample TBD To be determined

Cowpens Elementary School [Spartanburg School

SCHOOL PROFILE

	Our School	Change from Last Year	Elementary Schools with Students Like Ours	Median Elementary School
Students (n=395)				
Retention rate	0.3%	Down from 0.8%	1.1%	1.0%
Attendance rate	96.2%	Up from 95.5%	96.4%	96.6%
Served by gifted and talented program	N/AV	N/AV	N/AV	N/AV
With disabilities other than speech	N/AV	N/AV	N/AV	N/AV
Older than usual for grade	N/AV	N/AV	N/AV	N/AV
Out-of-school suspensions or expulsions for violent and/or criminal offenses	0.0%	No Change	0.0%	0.0%
Teachers (n=28)				
Teachers with advanced degrees	60.7%	Up from 57.7%	62.0%	63.0%
Continuing contract teachers	N/AV	N/AV	N/AV	N/AV
Teachers returning from previous year	84.1%	Down from 90.2%	89.8%	88.7%
Teacher attendance rate	95.6%	Down from 96.9%	95.1%	95.1%
Average teacher salary*	\$52,176	Up 0.1%	\$47,490	\$47,210
Classes not taught by highly qualified teachers	0.0%	No Change	0.0%	0.0%
Professional development days/teacher	11.2 days	Down from 13.4 days	11.0 days	10.5 days
School				
Principal's years at school	5.0	Up from 4.0	5.0	4.0
Student-teacher ratio in core subjects	19.9 to 1	Down from 22.1 to 1	19.8 to 1	20.0 to 1
Prime instructional time	90.2%	Down from 91.0%	90.3%	90.5%
Opportunities in the arts	Good	No Change	Good	Good
SACS accreditation	Yes	No Change	Yes	Yes
Parents attending conferences	99.7%	Down from 100.0%	100.0%	100.0%
Character development program	Excellent	No Change	Excellent	Excellent
Dollars spent per pupil**	\$8,024	Down 3.9%	\$6,930	\$7,247
Percent of expenditures for instruction**	63.0%	Down from 65.3%	67.8%	68.2%
Percent of expenditures for teacher salaries**	60.8%	No Change	66.0%	65.7%
ESEA composite index score	91.3	N/A	91.6	91.9

* Length of contract = 185+ days.

** Prior year audited financial data available.

EVALUATION RESULTS

	Teachers	Students*	Parents*
Number of surveys returned	27	58	26
Percent satisfied with learning environment	92.6%	91.2%	84.0%
Percent satisfied with social and physical environment	96.2%	86.2%	96.2%
Percent satisfied with school-home relations	100.0%	91.4%	88.5%

*Only students at the highest elementary school grade level at this school and their parents were included.

REPORT OF PRINCIPAL AND SCHOOL IMPROVEMENT COUNCIL

"Nothing Could Be Finer" than the learning taking place at Cowpens Elementary School in 2011-2012. Together we worked to build a strong foundation based on data assessment, individualized literacy instruction, hands-on math and science instruction, cutting-edge technology, positive behavior and healthy lifestyle choices. We are proud of our "Good" Absolute Rating and "Good" Improvement Rating on the State Report Card, which are determined by students meeting or exceeding state standards and student growth on the Palmetto Assessment of State Standards (PASS). In addition, we received the Palmetto Silver Award in recognition of significant gains in student achievement and once again met Adequate Yearly Progress. The faculty and staff at Cowpens Elementary are committed to student achievement as demonstrated through quality instruction tailored to the needs of our students.

Our students actively participated in a wide variety of activities throughout the year that included the school-wide reading challenge, Girls on the Run, Mileage Club, sports camps, musical performances, art shows and ATLAS for students who are gifted in music and art. Students received honors for the Governor's Citizenship Award, the Kiwanis' Multiplication Medallion Challenge, the Piedmont Regional Science Fair, the Regional Spelling Bee, Reading Challenge, Positive Behavior, Principal's Honor Roll, Honor Roll, Perfect Attendance and Outstanding Effort.

Our faculty and staff collaborated with district instructional coaches to individualize reading instruction for our students. The CES Teacher of the Year was also named the District Teacher of the Year. In addition, two of our teachers received grants to enrich their classrooms. The Parent/Student Handbook, which extends our communication into the community, received an award for outstanding communications and public relation efforts by schools. Technology continued to drive the curriculum through the use of Promethean Boards, eChalk, interactive Web pages, Photo Story productions, eReaders and interactive assessment devices.

At CES, service to others is an important component of a student's education. Our students were involved in activities to support others such as Winter Warmth for Kids, Giving Warmth the Heart, Holiday Meals, St. Jude's Math-A-Thon, and Meals on Wheels. Over the holidays, our student council provided meals for families and our Southern Signers Club made and delivered over 200 Easter baskets for Meals on Wheels. Students and teachers worked together to raise over \$12,000 for Relay for Life and the American Cancer Society.

Thanks to a hard working faculty and staff, enthusiastic learners, and a dedicated community, achieving success for every child at Cowpens Elementary School is more than a vision, it is a reality.

Holly Norris, SIC Chairperson
Snead, Principal

Cindy

Comprehensive detail, including definitions of ratings, performance criteria, and explanations of status, is available on www.ed.sc.gov and www.eoc.sc.gov as well as school and school district websites.

Printed versions are available from school districts upon request.

Abbreviations Key

N/A Not Applicable N/AV Not Available N/C Not Collected N/R Not Reported I/S Insufficient Sample TBD To be determined

NI Newly Identified CSI Continuing School Improvement CA Corrective Action RP Plan to Restructure R Restructure DELAY School Improvement Status HOLD School Improvement Status